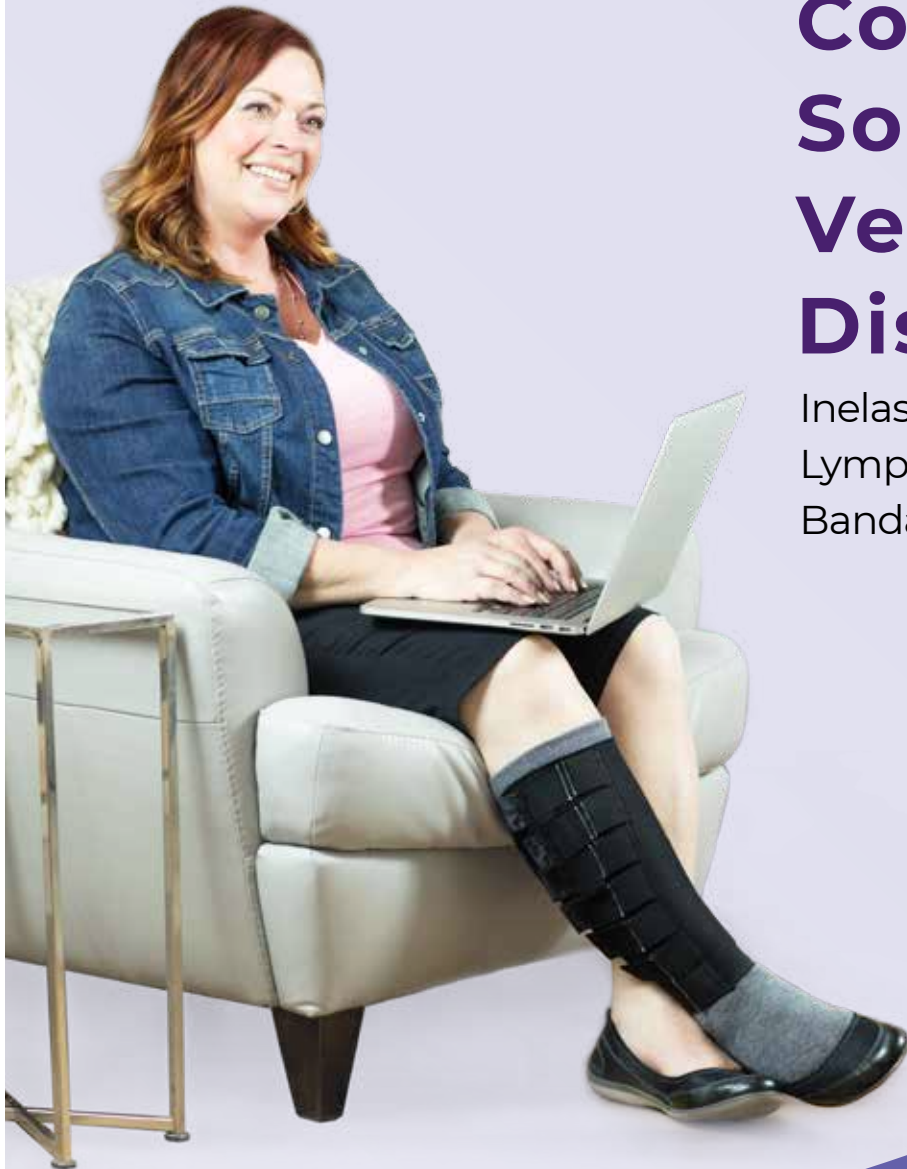


SIGVARIS
GROUP

Compression Solutions for Veno-Lymphatic Disorders

Inelastic Wraps,
Lymphedema Wear,
Bandages and Therapy Supplies



2020 Catalog

The logo for SIGVARIS GROUP, featuring the text "SIGVARIS" in white and "GROUP" in a light blue color, both in a sans-serif font, set against a dark blue square background.

SIGVARIS
GROUP

Established in 1864, SIGVARIS GROUP is, and has always been, a family-owned company. Founded and headquartered in Switzerland, our passion for helping people feel their best is why we've been a global market leader for 155 years and counting.

Our products restore, assist, and enhance people's lives through brands like:

sigvaris

Medical Compression Socks, Hosiery,
and Solutions for Medically Complex Edema

SIGVARIS WELL BEING

Consumer Healthcare: Simplified Sizing
Compression Socks and Hosiery

We are renowned for making exceptional products that combine advanced technology and quality craftsmanship with diverse styles that fit our modern customers' lives.

When heritage, competence, and dedication come together, there's no limit to where we'll go.

Live your life. Be yourself.

For more information, please visit:
[sigvaris.com](https://www.sigvaris.com)



Live your life. Be yourself.

MEDICALLY COMPLEX EDEMA

The SIGVARIS GROUP line of products for medically complex edema are for the treatment and management of conditions impacting the lymphatic and venous circulatory systems.

The product portfolio contains ready-to-wear garments for the active treatment and maintenance of lymphedema in the upper and lower extremity and for patients managing chronic venous diseases.

Inelastic Wraps: Lower Extremity

Product	Page
Compreflex Standard Calf & Foot	10
Compreflex Standard Calf	10
Compreflex Transition Calf	11
Compreflex Complete Calf	11
Compreflex Standard Thigh	12
Compreflex Standard Knee	12
Coolflex Standard Calf & Foot	15
Coolflex Standard Calf	15
Comprefit Standard Calf & Foot	18
Comprefit Standard Calf	18
Comprefit Plus Calf & Foot	19
Comprefit Standard Thigh	19
Compreboot Lite Foot	20
Compreboot Standard Foot	20
Compreboot Plus Foot	20
Coolflex Standard Foot	20
Compreflex Standard Knee	21
Compreknee Standard Knee	21
Compreknee Standard Extend Knee	21

Lymphedema Wear: Lower Extremity

Product	Page
Compreflex Reduce Calf	26
Compreflex Reduce Foot	26
Compreflex Reduce Thigh	27
Compreflex Reduce Knee	27
Chipsleeve Standard Calf & Foot	29
Chipsleeve Full Leg	29
Medaform Standard Calf & Foot	31
Medaform Full Leg	31
Compreshort Shorts & Capri	32

Lymphedema Wear: Upper Extremity

Product	Page
Chipsleeve Standard Arm	36
Medaform Standard Arm	37
Compreflex Standard Arm	38
Coolflex Standard Arm	39
Comprevest	40
Neck and Mandible Pad	41
Medahand	42
Medaglove	42
Dorsal Pocket Glove	42

Custom Garments

Product	Page
Chipsleeve Custom Arm	46
Chipvest	47
Armassist	48
Legassist Calf & Foot	52
Legassist Lobule Compression System	52
Legassist Full Leg	52
Medaboot Custom Foot	53

Bandages & Therapy Supplies

Product	Page
Bandages, Stockinette, and Tape	56
Foam and Padding	57
Chip Pads	58
Liners	60
Strap Extenders	61
Drain Tube Pocket	61

Medical Compression Stockings

Product	Page
230 Essential Cotton	64
860 Essential Opaque	66
412 Motion High Tech	68
550 Specialty Secure	70
560 Specialty Secure Armsleeve, Glove, and Gauntlet	72
602 Specialty Diabetic Compression Socks	74

Medically Complex Edema

Segment	Previous Name	New Name
INELASTIC WRAPS	COMPREFLEX BK	Compreflex Standard Calf & Foot
	COMPREFLEX NF	Compreflex Standard Calf
	COMPREFLEX LITE TRANSITION	Compreflex Transition Calf
	COMPREFLEX LITE COMPLETE	Compreflex Complete Calf
	COMPREFLEX TC	Compreflex Standard Thigh
	COMPREFLEX KNEE	Compreflex Standard Knee
	COMPREFLEX ARM	Compreflex Standard Arm
	COMPREFLEX OPEN PATELLA	Compreflex Standard Extend Knee
	COMPREFLEX CLOSED PATELLA	Compreflex Standard Knee
	COOLFLEX NF	Coolflex Standard Calf
	COMPREFIT BK	Comprefit Standard Calf & Foot
	COMPREFIT NF	Comprefit Standard Calf
	COMPREFIT PLUS BK	Comprefit Plus Calf & Foot
	COMPREFIT TC	Comprefit Standard Thigh
	COMPREBOOT	Compreboot Standard Foot
	COMPREBOOT LITE	Compreboot Lite Foot
COMPREBOOT PLUS	Compreboot Plus Foot	

Medically Complex Edema				
Segment	Type	Previous Name	New Name	
LYMPHEDEMA WEAR	Upper Extremity	CHIPSLEEVE ARM	Chipsleeve Standard Arm	
		MEDAFIT	Medaform Standard Arm	
		COMPREFLEX ARM	Compreflex Standard Arm	
		COMPREVEST	Comprevest	
		NECK AND MANDIBLE PAD	Neck and Mandible Pad	
		MEDAHAND	Medahand	
		MEDAGLOVE	Medaglove	
		DORSAL POCKET GLOVE	Dorsal Pocket Glove	
	Lower Extremity	COMPREFLEX REDUCE BOOT	Compreflex Reduce Foot	
		COMPREFLEX REDUCE BELOW KNEE	Compreflex Reduce Calf	
		COMPREFLEX REDUCE THIGH COMPONENT	Compreflex Reduce Thigh	
		COMPREBOOT	Compreboot Standard Foot	
		COMPREBOOT LITE	Compreboot Lite Foot	
		COMPREBOOT PLUS	Compreboot Plus Foot	
		CHIPSLEEVE BELOW KNEE	Chipsleeve Calf & Foot	
		CHIPSLEEVE THIGH	Chipsleeve Full Leg	
		MEDAFIT BELOW KNEE	Medaform Standard Calf	
		MEDAFIT THIGH HIGH	Medaform Full Leg	
		COMPRESHORT	Compreshort Short	
		COMPRESHORT	Compreshort Capri	
		Custom	CUSTOM CHIPSLEEVE ARM	Chipsleeve Custom Arm
			ARMASSIST	Armassist
	LEGASSIST BELOW KNEE		Legassist Standard Calf	
	LEGASSIST BELOW KNEE SUPER		Legassist Calf Super	
	LEGASSIST THIGH HIGH		Legassist Full Leg	
	LEGASSIST THIGH HIGH SUPER		Legassist Full Leg Super	
	LEGASSIST THIGH HIGH WITH HIP ATTACHMENT		Legassist Full Leg With Hip Attachment	
	LEGASSIST LOBULE COMPRESSION SYSTEM		Legassist Lobule Compression System	
	MEDABOOT		Medaboot	
	CHIPVEST		Chipvest	

sigvaris



Inelastic Wraps Lower Extremity

Therapeutic Compression for patients with Chronic Venous Disease, Venous Leg Ulcers & Other Complex Edemas

Adjustable Velcro Wraps are ideal for individuals with chronic venous disease and lymphatic disorders. Designed with short or non-stretch materials, each inelastic wrap functions to increase the working pressure applied to the limb while safely maintaining a low resting pressure. This mechanism allows the garments to be worn safely both day and night. With features that aid in application and support independent use, the Sigvaris line of inelastic wraps provides the support each patient needs throughout the course of their treatment journey.

The Compreflex® Series

20–50mmHg



Accurate, measured therapeutic compression for self-directed treatment and self-managed care

The Compreflex range of products are low profile compression devices designed to deliver moderate to firm compression to the upper and lower extremities.

Each Compreflex device is made of a soft conforming inelastic material, offering low to minimum stretch for proper fit and the gradient application of compression.

The Compreflex garments are designed with key features that support the patient, including our patent pending Accutab® Devices which ensure the accurate application of the prescribed dosage of therapeutic compression, an interior stretch panel for easy donning, a contoured calf for limb shaping, and opposing straps that are rounded for improved fit and patient comfort.

Accurate Measured Compression powered by Accutab



The Accutab accurately delivers the level of compression prescribed by the health care provider. An easy to use device, the Accutab ensures the safe delivery of compression in doses of 20–30, 30–40, or 40–50 mmHg. See page 13 for more details.

Ideal for

- Chronic Venous Insufficiency
- Venous Leg Ulcers
- Lymphedema that is well managed
- Non-specific or post surgical edema

Colors



Black



Beige

**Self-directed treatment,
self-managed care**

Each Compriflex includes features that allow the individual to independently put on, adjust, and remove the garment as needed throughout the day, affecting treatment outcomes and improving quality of life.

Intelligent design

Garment features a contoured calf, providing a superior fit

Easy application

With a front stretch panel to secure the garment in place and straps that roll back, the garment is easy to apply and adjust, improving adherence

Premium materials

Soft, conforming material provides a comfortable fit

Superior quality

Each garment is double stitched and uses premium medical grade materials to ensure durability



Compreflex Standard **CALF & FOOT**

Features

The Compreflex Standard Calf and Foot offers compression in the foot and calf. The inelastic calf wrap is paired with the Compreboot Standard Foot. The Compreboot is low profile and closes completely around the foot. When combined, the products create a complete compression system for the lower leg.

Includes

- Compreflex Standard Calf
- Compreboot Standard Foot
- 1 Pair of non-compressive Basic Liners
- Accutab Devices

Product Selection Tip

Select this product for patients managing chronic venous disease with edema in the foot



See page 80 for product order form

Compreflex Standard **CALF**

Features

The Compreflex Standard Calf includes the inelastic calf wrap and a pair of non-compressive Basic Liners. The Compreflex Standard Calf is ideal for patients with chronic edema without foot involvement.

Includes

- Compreflex Standard Calf
- 1 Pair of non-compressive Basic Liners
- Accutab Devices

Product Selection Tip

Select this product for patients managing chronic venous disease with NO foot involvement or those needing a different foot piece



See page 81 for product order form

Compreflex Transition CALF

Features

The Compreflex Transition Calf includes the inelastic calf wrap and Transition Liner. The Transition Liner offers 10–15mmHg of compression in the foot and ankle. The Compreflex Transition Calf is ideal for patients with active venous ulcers and is billable using the A6545-AW code.

Includes

- Compreflex Standard Calf
- 1 Pair of Transition Liners
- Accutab Devices

Product Selection Tip

Select this product for patients with venous leg ulcers

*Billable under
Medicare code
A6545-AW*



See page 82 for product order form

Compreflex Complete CALF

Features

The Compreflex Complete Calf includes the inelastic calf wrap and the Complete Liner. The Complete Liner offers 10–15mmHg of compression in the foot, ankle, and calf. The Compreflex Complete Calf is ideal for patients with active venous ulcers and is billable using the A6545-AW code.

Includes

- Compreflex Standard Calf
- 1 Pair of Complete Liners
- Accutab Devices

Product Selection Tip

Select this product for patients with venous leg ulcers

*Billable under
Medicare code
A6545-AW*



See page 83 for product order form

Compreflex Standard THIGH

Features

The Compreflex Standard Thigh is an inelastic compression device for the thigh. The product includes a Belt and Hip Attachment to support the product throughout daily use.

Pair the Compreflex Standard Thigh with the Compreflex Standard Knee to create a complete compression system for the upper leg.

Includes

- Compreflex Standard Thigh
- 1 Pair of non-compressive Cotton Liners
- Belt and Hip Attachment
- Accutab Devices

Product Selection Tip

Select this product for patients with edema in the upper leg or as a component of a full leg system



See page 84 for product order form

Compreflex Standard KNEE

Features

The Compreflex Standard Knee is an inelastic compression device for the knee. The product includes an additional velcro strap known as the Butterfly Strap used for added compression to the popliteal or patella regions.

Pair the Compreflex Standard Knee with the Compreflex Standard Thigh and the Compreflex Standard Calf and Foot for total leg coverage.

Includes

- Compreflex Standard Knee
- Butterfly Strap
- Accutab Devices


Product Selection Tip

Select this product for patients needing additional compression around the patella or popliteal space



See page 91 for product order form

Easily and accurately set compression with Accutab



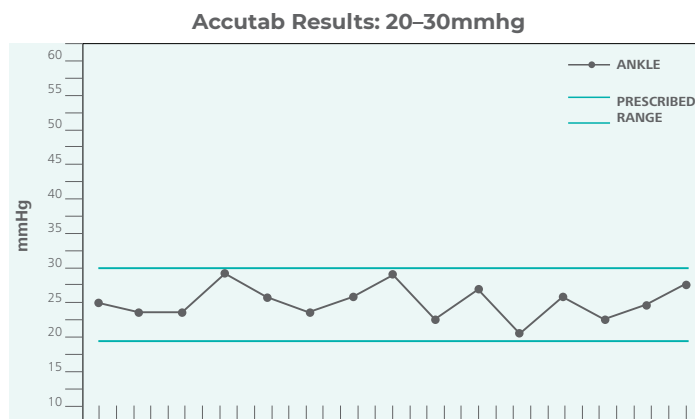
Compression ranges are indicated by the lines on the Accutab; 20–30, 30–40, or 40–50 mmHg.

Easy to use

- Gently lay straps in place without stretching the fabric
- Attach an Accutab at the end of each strap
- Pull each strap to the prescribed dosage

How it works

Proven accuracy for resting pressure



Individual Tests

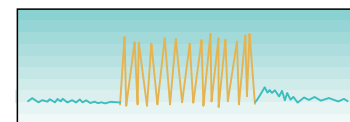
Accutab has been rigorously tested according to established guidelines in the International Compression Club Consensus documents^{1,2}. Testing was conducted using PicoPress, which is recognized for its high accuracy and reproducibility³.

Effective working pressure

- Inelastic compression reduces leg edema and improves venous blood flow^{4,5}
- Inelastic compression can increase arterial perfusion in patients with mild to moderate peripheral arterial disease^{4,5}

Resting Pressure

Donning
Compreflex



Resting Pressure

Laying Down
Sitting Still

Working pressure

Walking, stair climbing, sit to stand, toe raises

Safe, precise resting pressure

- Inelastic compression can be used safely for patients with mild to moderate peripheral arterial disease^{4,5}
- Accutab delivers precise dosages for controlled initial resting pressure when donning a Sigvaris Compreflex garment

The Coolflex™ Series

20–50mmHg



Lightweight, breathable compression wear

Coolflex is a lightweight compression device, optimal for individuals with fragile or broken skin. Made of a non-stretch mesh material, the Coolflex transfers heat and wicks away moisture, leaving the skin cool and dry.

Ideal for both venous and lymphatic limb disorders, the garments are available in max sizing and can accommodate limbs that feature disproportionately small ankles with a larger calf.

Each Coolflex calf garment includes the unique, patent pending EZ-Close™ pressure system. The EZ-Close pressure system is positioned laterally, allowing the patient to apply the product without bending forward. The bands of the closure system are made to an optimal length, making them easy to grip and close using minimal hand strength and little dexterity.

The features of the closure system, along with the built-in guidelines for application, promote independence and encourage improved patient outcomes.

This product is patent pending.



Ideal for

- Chronic Venous Insufficiency
- Venous Leg Ulcers
- Fragile, sensitive skin
- Well-managed Lymphedema (Stage I or II)
- Lipedema

Color



Black

Most breathable

The Spacer Fabric® TR is designed to be highly breathable for cool-wearing comfort

One-handed application

The laterally positioned closure system makes one-handed application simple, even for patients with dexterity issues or those unable to bend forward fully

Innovative design

Durable, metal hook closures for maximum strength and durability

Coolflex Standard CALF & FOOT

Features

The Coolflex Standard Calf and Foot offers compression in the foot, ankle, and calf. The inelastic calf wrap is paired with the Coolflex Standard Foot and the non-compressive Basic Liner. Combined, the products create a complete lower leg compression system.

Includes

- Coolflex Standard Calf
- Coolflex Standard Foot
- 1 Pair of non-compressive Basic Liners

Product Selection Tip

Select this product for patients with active venous leg ulcers, recurring ulcers or those with a small ankle and large calf



Coming Soon

Coolflex Standard CALF

Features

The Coolflex Standard Calf includes the inelastic calf wrap and a pair of non-compressive Basic Liners.

Includes

- Coolflex Standard Calf
- 1 Pair of non-compressive Basic Liners

Product Selection Tip

Select this product for patients with active venous leg ulcers and recurring ulcers or those with a small ankle and large calf



See page 85 for product
order form



Accurate compression is easy with the Coolflex

The integrated EZ-Close Pressure System has visual indicators for the accurate delivery of 20–30mmHg, 30–40mmHg, or 40–50mmHg on each tab

The Comprefit® Series

20–50mmHg



Strong containment, flexible fit

The Comprefit is a non-stretch, high containing inelastic compression garment. Individuals who have undergone a vascular procedure or those that experience extreme fluctuations in limb fluid volume will benefit from the firm containment and the flexibility the slotted closures of the garment provides.

Each Comprefit garment features an overlapping band system. This band system mimics the bandaging technique; increasing tissue pressure to combat fluctuations in limb fluid volume. The back spine of the garment firmly holds against the back of the limb and works as a stable but comfortable support base.

The Comprefit brand of products includes the Comprefit Plus which pairs the properties of the Comprefit Standard Calf with a foam liner to address the needs of patients with fibrotic or woody limbs.

Each Comprefit garment includes the non-compressive Basic Liner for the protection of the skin.

Ideal for

- Chronic Venous Insufficiency
- Venous leg ulcers
- Lymphedema (Stage I and II)
- Non-specific or post-surgical edema

Colors



Black



Beige

Strongest containment

Comprefit is ideal for patients with chronic venous disease or those needing compression therapy following a vascular procedure.

Optimum fit

The slotted band system provides flexibility and the most conforming fit

Easy to use

Strap ends close to prevent tangling

Inelastic compression

Provides active, gradient compression for the reduction of edema

Overlapping band system

Offers a high level of containment



Comprefit Standard **CALF & FOOT**

Features

The Comprefit Standard Calf and Foot offers compression in the foot, ankle, and calf. The inelastic calf wrap is paired with the Compreboot and the non-compressive Basic Liner. The Comprefit Standard Calf & Foot is ideal for patients with recently healed ulcers or those needing a high level of containment.

Includes

- Comprefit Standard Calf
- Compreboot Standard Foot
- 1 Pair of non-compressive Basic Liners

Product Selection Tip

Select this product for patients with extreme fluctuations in limb fluid volume and those requiring foot compression



See page 86 for product order form

Comprefit Standard **CALF**

Features

The Comprefit Standard Calf includes the inelastic calf wrap and a pair of non-compressive Basic Liners. The Comprefit Standard Calf is ideal for patients who require a high level of containment due to fluctuation in limb fluid volume but have no edema in the foot.

Includes

- Comprefit Standard Calf
- 1 Pair of non-compressive Basic Liners

Product Selection Tip

Select this product for patients with extreme fluctuations in limb fluid volume



See page 87 for product order form

Comprefit Plus CALF & FOOT

Features

The Comprefit Plus Calf & Foot pairs the high containing properties of the Comprefit Standard Calf with the stimulating properties of a foam liner. Combined, the calf and foot compression system works to breakdown fibrotic tissue while actively directing lymphatic fluid to the paths optimal for drainage.

Includes

- Comprefit Standard Calf
- Compreboot Standard Foot
- Open-Cell Flat Foam Liner
- 1 Pair of non-compressive Basic Liners

Product Selection Tip

Select this product for patients with fibrotic limbs and those that experience fluctuations in limb fluid volume



See page 88 for product order form

Comprefit Standard THIGH

Features

Comprefit Standard Thigh provides compression to the thigh. The product includes a Belt and Hip Attachment to secure the product in place for all day wear.

Pair the Comprefit Standard Thigh with a knee garment (see page 21) for complete upper leg compression.

Includes

- Comprefit Standard Thigh
- Belt and Hip Attachment
- 1 Pair of non-compressive Cotton Liners

Product Selection Tip

Select this product for patients with chronic edema in the upper leg



See page 89 for product order form

See page 90 for product order form

Compreboot® Lite Foot

Variable Compression



Features

- Ultra-thin profile that easily fits into most footwear
- Highly adjustable design may be trimmed to fit
- Provides mild, therapeutic compression

Color



Black



Compreboot Standard Foot

Variable Compression



Features

- Four-way stretch for firm compression around ankle
- Ideal for mild to moderate chronic edema
- Low stretch material conforms to foot shape

Colors



Black



Beige



Compreboot Plus Foot

Variable Compression



Features

- Chip foam lining creates high/low pressure ridges
- Removable gripper patches provide traction
- Provides moderate, therapeutic compression

Color



Black



Coolflex Standard Foot

Variable Compression



Coming Soon

Features

- Low profile design allows boot to fit in most footwear
- Spacer Fabric TR is highly breathable for cool-wearing comfort
- Durable metal clasps, instead of velcro closure

Color



Black



Foot compression garments are pictured with the Basic Liner. Basic Liner is not included.

See page 91 for product order form

Compreflex Standard Knee


20-50mmHg



Features

- Provides inelastic, accurate compression levels of 20-50mmHg
- Includes inner donning sleeve for easy application
- Product includes a Butterfly Strap for hard to compress areas

Colors



Black Beige



Compreknee™ Standard Knee Closed Patella


Variable Compression



Features

- Garment closes around the knee providing full coverage
- Straps provide a full-range of adjustment to create a comfortable fit
- Conforming material for a firm secure fit

Colors



Black Beige



Compreknee Standard Extend Knee Open Patella


Variable Compression



Features

- Open patella spacing to relieve compression at the joint
- Straps provide a full-range of adjustment to create a comfortable fit
- Conforming material for a firm secure fit

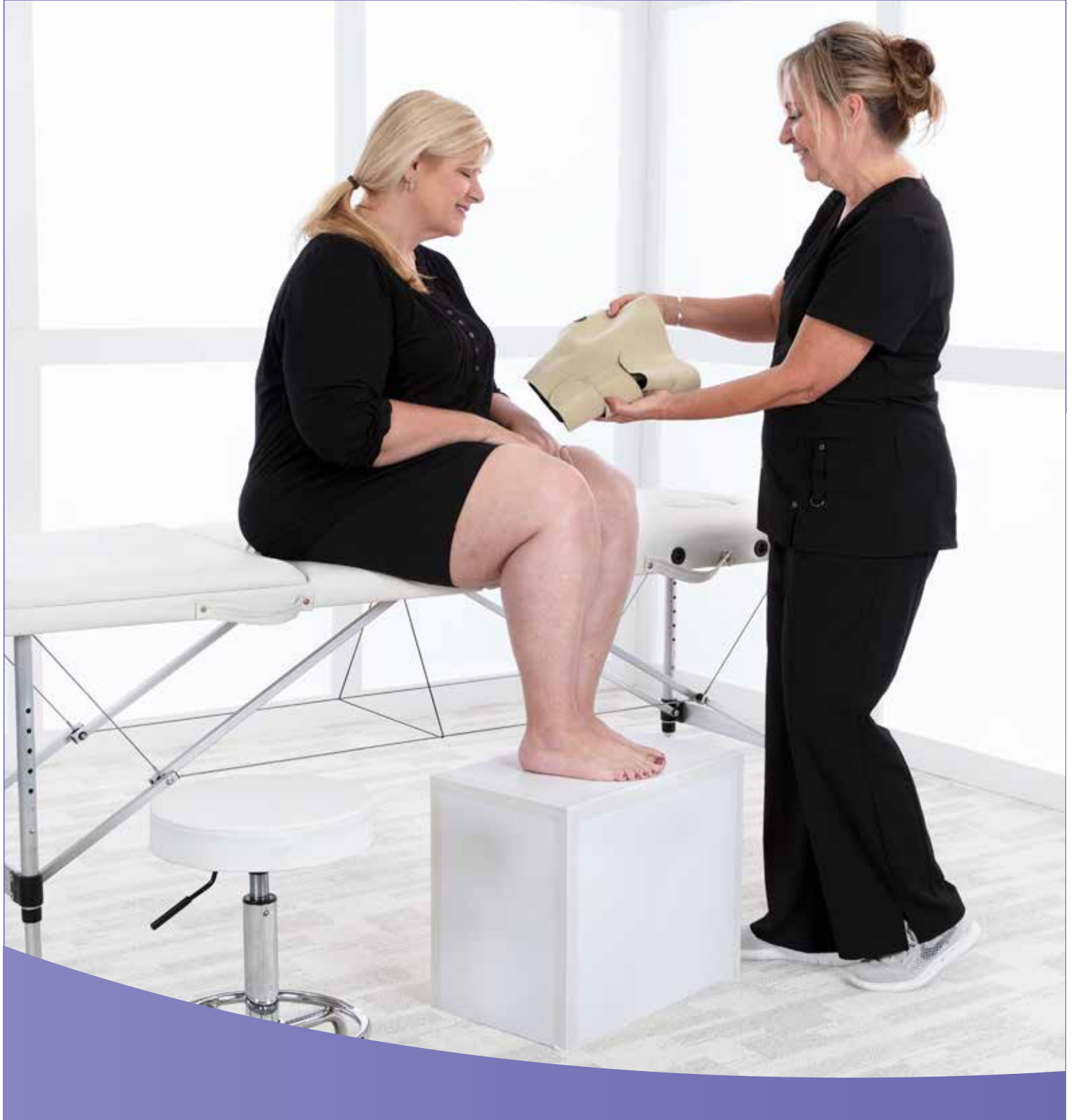
Colors



Black Beige



sigvaris



Lymphedema Wear Lower Extremity

Lower Extremity solutions for patients with Lymphedema

The Sigvaris portfolio of lymphedema garments includes products that are designed to support the patient from Complete Decongestive Therapy to long term management of lymphedema. The product portfolio includes custom garments for individuals that are outside of the standard size range, as well as ready-to-wear products sized to fit most limbs.

The Compreflex® Reduce Series

Variable Compression  

Complete Decongestive Therapy (CDT) Aid

The Sigvaris Compreflex Reduce is an innovative compression system used during the decongestive phase of lymphedema therapy. A replacement for tedious traditional bandage wrapping, the Compreflex Reduce is easy to size, customizable at the site of care, simple to assemble, and conveniently adjustable during daily wear.

Each garment includes features which promote patient independence and encourages adherence to a planned treatment protocol. These features include an interior stretch panel which holds the garment in place before the straps are closed and visual indicators called Tension Tabs that indicate where straps should be pulled for appropriate levels of tension. To promote gradience and maximize lymphatic drainage, each garment may be combined with foam or other padding materials.

The Compreflex Reduce line of products includes the foot, calf, knee, and thigh.

This product is patent pending.

Tension Tab™



For accurate and consistent application of tension, the Compreflex Reduce garments include Tension Tabs. Tension Tabs are indicators that visually mark the appropriate tension levels as prescribed by the therapist. The Tension Tabs allow for easy readjustment of the garment for clinically effective compression all day long.

Ideal for

- Initial phases of Complete Decongestive Therapy for Lymphedema (Stage I, II and III)

Colors



Black



Beige

From active therapy to long-term management

The Compreflex Reduce saves time, money and improves patient outcomes.⁶

Premium material

High density, durable short-stretch material that compresses and contains the limb

Easy to use

Three-step process to customize the garment during each patient visit

Worry-free compression wear

Visual indicators known as Tension Tabs for setting the correct level of tension with each application

Patient-focused design

Rounded straps for easy-to-grip closure and a secure fit



Compreflex Reduce **CALF**

Features

The Compreflex Reduce Calf provides firm gradient compression to the calf. The garment is easily modified to create a custom fit and transitions with the patient from active therapy to maintenance.

Pair the Compreflex Reduce Calf with the Compreflex Reduce Foot for complete lower leg compression.

Includes

- Compreflex Reduce Calf
- 1 Pair of non-compressive Cotton Liners
- Tension Tab Devices
- Marking Kit

Product Selection Tip

Select this product for patients in active therapy who present with lymphedema in the calf



See page 92 for product order form

Compreflex Reduce **FOOT**

Features

The Compreflex Reduce Foot provides firm gradient compression for the foot. The garment is easily modified to create a custom fit and transitions with the patient from active therapy to maintenance.

Includes

- Compreflex Reduce Foot
- Tension Tab Devices
- Butterfly Strap
- Marking Kit

Product Selection Tip

Select this product for patients in active therapy who present with lymphedema in the foot



See page 93 for product order form

Compreflex Reduce THIGH

Features

The Compreflex Reduce Thigh provides firm gradient compression to the thigh. The garment is easily modified to create a custom fit and transitions with the patient from active therapy to maintenance. For added support and comfort, the product includes a Belt and Hip Attachment used to secure the product in place.

Pair the Compreflex Reduce Thigh with the Compreflex Reduce Knee for upper leg compression.

Includes

- Compreflex Reduce Thigh
- 1 Pair of non-compressive Cotton Liners
- Belt and Hip Attachment
- Tension Tab Devices
- Marking Kit

Product Selection Tip

Select this product for patients in active therapy who present with lymphedema in the thigh



See page 94 for product order form

Compreflex Reduce KNEE

Features

The Compreflex Reduce Knee provides firm gradient compression to the knee. The garment is easily modified to create a custom fit and transitions with the patient from active therapy to maintenance.

Pair the Compreflex Reduce Knee with the Compreflex Reduce Foot, Calf, and Thigh for total leg compression.

Includes

- Compreflex Reduce Knee
- Butterfly strap
- Tension Tab Devices
- Marking Kit

Product Selection Tip

Select this product for patients in active therapy who present with lymphedema in the knee



See page 94 for product order form

The Chipsleeve® Series

20–25mmHg  

Soft, comfortable, massaging nighttime wear

Sigvaris Chipsleeve garments are made for the upper and lower extremity. Filled with chip foam, each product is designed with directional channels, which work to efficiently direct lymph fluid and promote drainage. Patients with fibrotic limbs will enjoy the cocoon-like fit and massaging effect of the chip filled garment.

Each Chipsleeve garment is made of four-way stretch fabric. The fabric contains moisture wicking properties and is bacteriostatic to help control odor. Safe for day and nighttime use, the Chipsleeve garment may be used as an underliner for bandaging or as an independent compression garment.

Ideal for

- Lymphedema (Stages I and II)

Color



Black

Channel Formations

Channels designed to direct the flow of fluid

Chip Foam

Open-cell foam chips massage tissue and stimulate fluid movement

Moisture-wicking bacteriostatic material

Each Chipsleeve garment is made with moisture-wicking material



Chipsleeve Standard CALF & FOOT

Features

The Chipsleeve Standard Calf and Foot garment provides mild to moderate gradient compression from the foot to knee. The garment is a single piece that easily glides onto the limb.

Includes

- Chipsleeve Standard Calf and Foot
- Oversleeve (Black)
- 1 Pair of non-compressive Cotton Liners

Product Selection Tip

Select this product for patients with mild to moderate lymphedema in the calf and foot



See page 95 for product order form

Chipsleeve FULL LEG

Features

The Chipsleeve Full Leg garment provides mild to moderate gradient compression from the foot to the gluteal fold.

Includes

- Chipsleeve Standard Full Leg
- Oversleeve (Black)
- 1 Pair of non-compressive Cotton Liners

Product Selection Tip

Select this product for patients with mild to moderate lymphedema in upper and lower portion of the limb



Oversleeve not shown.

See page 96 for product order form

The Medaform® Series

30–40mmHg ☀️ 🌙

Durable, high grade non-stretch compression

The Sigvaris Medaform garments are for the treatment and management of Stage II and III lymphedema. The garments are constructed using durable medical grade fabric and have a high range of adjustability to accommodate fluctuations in limb fluid volume, common in acute lymphedema. The garments are low profile in design and offer a high level of containment due to the non-stretch or inelastic material and placement of the closure straps. The garments are engineered for durability and are a long-term solution for the treatment and management of lymphedema. Following continuous wear, a Medaform garment may be refreshed by ordering new straps and a new wave foam liner.

Other key product features include; the removable wave foam liner which works to massage the superficial lymphatics and direct lymph fluid for removal, removable D-ring straps which are highly adjustable and can be positioned for the optimal application of compression, and the easy to grip donning loop which encourage independent application and removal of the product.

The Medaform is available for the lower leg, full leg and arm and offers complete limb coverage.



Ideal for

- Lymphedema (Stage II-III)
- Fibrotic Tissue

Color



Blue &
Black

Highly adjustable

Compression system with straps that may be repositioned for a custom fit

Tissue stimulating

Inner Wavefoam liner creates variation in pressure promoting fluid movement

Premium quality

Fabricated using durable medical grade material

Medaform Standard CALF & FOOT

Features

The Medaform Calf and Foot garment provides firm gradient compression from the foot and ankle to knee. The Medaform Standard Calf garment is paired with the Compreboot Plus Foot for foot compression.

Includes

- Medaform Standard Calf
- Compreboot Plus Foot
- 1 Pair of non-compressive Basic Liners

Product Selection Tip

Select this product for patients with Stage II or III of lymphedema in calf & foot



See page 97 for product order form

Medaform FULL LEG

Features

The Medaform Full Leg garment provides firm gradient compression from the foot to the gluteal fold. The Medaform Full Leg is paired with the Compreboot Plus Foot for compression in the foot.

Includes

- Medaform Full Leg
- Compreboot Plus Foot
- 1 Pair of non-compressive Cotton Liners

Product Selection Tip

Select this product for patients with Stage II or III of lymphedema requiring a highly adjustable garment for the full leg



See page 98 for product order form

The Compreshort® Series

10–15mmHg



Features

The Compreshort offers mild, supportive compression for the treatment of abdominal or truncal edema. Available in short and capri lengths, patients with lymphedema and lipedema benefit from the therapeutic compression and support the garment provides.

Ideal for

- Lymphedema (Stage I and II)
- Lipedema

Includes

- Compreshort

Product Selection Tip

Select the Compreshort in short or capri length for patients with lipedema, lymphedema, or lipolymphedema in the trunk and thigh

Color



Black



Custom option available

**For standard product order form see page 99.
For custom order form see page 110.**



Compreshort

Product available in **short, capri, and custom lengths**

sigvaris



Lymphedema Wear Upper Extremity

Upper Extremity solutions for patients with Lymphedema

Lymphedema in the upper extremity can be particularly challenging. Excess lymphatic fluid in the arm limits function, impacts range of motion, and adds complexity to the simplest of tasks. These challenges directly impact the quality of life for patients.

Sigvaris has developed garments for the upper extremity that offer mild to moderate compression, are easy to apply, and include features that offer comfort and improve quality of life.

Upper Extremity Garments

Chipsleeve Standard

ARM

Compression Level

15-25mmHg*



Features

Chipsleeve garments are made for the upper and lower extremity. Filled with chipped foam and designed with directional channels, each garment works to efficiently direct lymph fluid and promote drainage. Patients with fibrotic limbs will enjoy the cocoon-like fit and massaging effect of the chip filled garment.

The Chipsleeve Standard Arm provides mild to moderate gradient compression from the hand to the axilla. The product includes an Oversleeve, a high-stretch cover that improves the product fit, increasing the level of compression. Use the garment as a liner for bandaging or as an independent compression solution.

Oversleeve Colors



Black



Navy



Pink



Leopard



Tie Dye



Blue Horizon

Ideal for

- Lymphedema (Stage I-II)
- Fibrotic tissue

Includes

- Chipsleeve Arm
- Oversleeve (Black)
- 1 Pair of non-compressive Cotton Liners

Product Selection Tip

Select this product for patients requiring a nighttime garment for the management of lymphedema

Color



Black



Medaform Standard

ARM

Compression Level

30-40mmHg



Features

The Medaform Standard Arm provides firm gradient compression from the hand to the axilla. The Medaform Standard Arm includes the Medahand. The Medahand® provides comfortable moderate compression for the hand.

Ideal for

- Lymphedema (Stage II-III)
- Fibrotic tissue

Includes

- Medaform Standard Arm
- Medahand
- 1 Pair of non-compressive Cotton Liners
- Donning Loop
- Unistrap

Product Selection Tip

Select this product for patients with moderate to severe lymphedema

Color



Blue &
Black



See page 101 for product order form

Compreflex Standard

ARM

Compression Level

20-30mmHg



Features

The Compreflex Standard Arm is an inelastic compression device for the arm. The device features an inner sleeve for easy application and the patent-pending 90° Flexi-Zone™ for improved movement at the elbow. The Compreflex Standard Arm may be paired with the Dorsal Pocket Glove for compression in the hand.

Ideal for

- Lymphedema
- Post-surgical edema
- Non-specific edema

Includes

- Compreflex Standard Arm
- 1 Pair of non-compressive Cotton Liners

Product Selection Tip

Select this product for patients with lymphedema of the arm

Colors



Black



Beige



See page 102 for product order form

Coolflex Standard

ARM

Compression Level

20-40mmHg



Features

The Coolflex Standard Arm is ideal for individuals managing lymphedema following mastectomy or other surgical intervention. The garment is made of a lightweight, cooling material that transfers heat and releases moisture away from the skin, leaving it cool and dry. The Coolflex material has two layers which gives it a padded or cushioned feel and helps to protect and support the limb.

The product has key design features such as the interior donning sleeve and loops, that make the Coolflex Standard Arm easy for the wearer to apply and remove independently. Other features include an accordion-like or pleated elbow, which encourage a full range of motion and provides comfort for all-day wear. It also features a band system with hook closures that are easy to grip and apply.

Pair the Coolflex Standard Arm with the Dorsal Pocket Glove for compression to the hand.

This product is patent pending.

Ideal for

- Lymphedema (Stage I and II)
- Post-surgical edema
- Non-specific edema

Includes

- Coolflex Standard Arm
- 1 Pair of non-compressive Cotton Liners

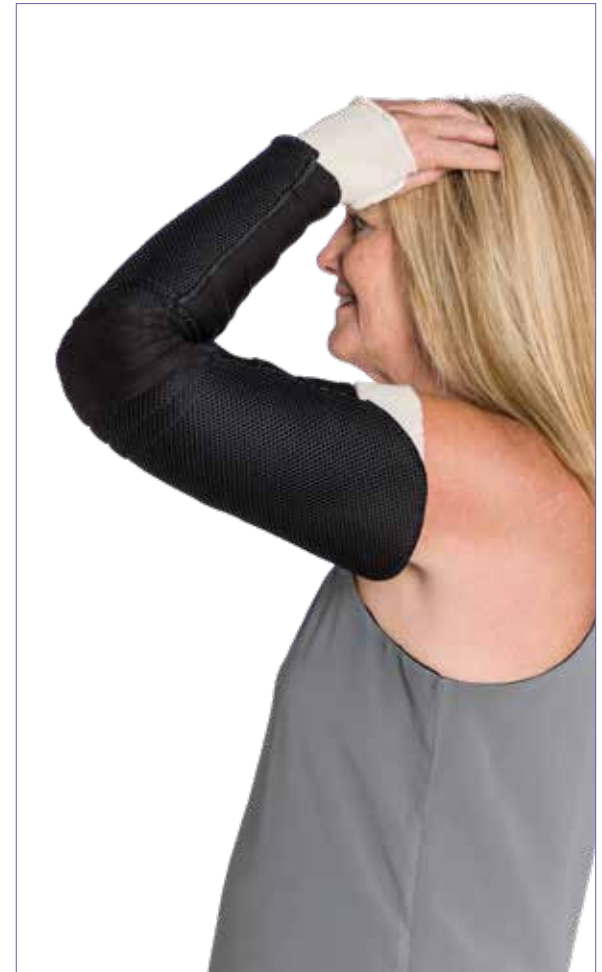
Product Selection Tip

Select the Coolflex Standard Arm for post mastectomy patients

Color



Black



I Coming Soon

I Comprevest®

Compression Level

15-25mmHg



Features

The Comprevest offers mild to moderate compression to the chest and back. Designed with features for an improved fit and overall comfort; the Comprevest includes wide velcro straps and adjustable hook closures. The Comprevest is offered in sizes Small to XX-Large with cup sizes A/B - DD.

For added stimulation of the effected area, pair the Comprevest with the Chip Pad Bra. With chip foam sewn into channels, the Chip Pad Bra massages and breaks down fibrotic tissue, while the channeling directs the fluid for removal. The Chip Pad Bra is designed to be inserted into the interior side pocket of the Comprevest.

Ideal for

- Post-surgical procedures including mastectomy, lumpectomy or radical reconstruction
- Lymphedema

Includes

- Comprevest

Product Selection Tip

Select this product for post-mastectomy patients

Colors



Black



White



See page 103 for product order form



- Anterior hook adjustment for optimal fit
- Straps are easily adjusted
- Interior pockets hold Chip Pad Bra or prosthetic insert

Neck and Mandible

PAD

Compression Level

8-10mmHg



Features

The Neck and Mandible Pad is made from soft materials that conform to the mandible and neck. The Neck and Mandible Pad provides mild compression and uses easily adjustable straps that secure the garment in place.

Ideal for

- Lymphedema
- Post-surgical or non-specific edema

Includes

- Neck and Mandible Pad

Product Selection Tip

Select this product for patients needing compression following head and neck surgery or radiation therapy

Color



Black



See page 104 for product order form

Medahand®

Variable Compression



Features

- Open-cell foam chips to gently massage tissue
- Conforming design to ensure proper fit and gradient compression
- Breathable, moisture-wicking, anti-odor, and soil-release fabric
- Effective as a compression garment or bandage liner



Medaglove®

Variable Compression



Features

- Conforming design with finger separation ensures proper fit
- Open-cell foam chips gently massage tissue
- Gradient compression from fingers to wrist
- Effective as a compression garment or bandage liner
- Breathable, moisture-wicking, anti-odor, and soil-release fabric



Dorsal Pocket™ Glove

Variable Compression



Features

- Ultra-thin profile for full hand function during use
- Full finger compression with doffing loops for easy application and removal
- Dorsal pocket holds Chip Pad Dorsum or other therapeutic insert
- Palm pad provides soft, mild compression





Dorsal Pocket Glove

The Dorsal Pocket Glove treats areas that are difficult to compress, including the full length of individual fingers. The product features finger loops for doffing assistance. Pair the Dorsal Pocket Glove with upper extremity compression garments.

sigvaris



Custom Garments

Custom solutions for patients with Lymphedema

Sigvaris offers a line of custom compression garments for patients who measure outside of the standard size range of the ready-to-wear garments or those with a complex limb shape. These garments are ideal for patients with Stage III lymphedema.

Manufactured with medical grade textiles, our compression garments are the industry standard for custom lymphedema compression wear for day or night. Each custom garment is crafted in our factory in Holland, Michigan.

To order Sigvaris custom garments, request a custom ordering packet by emailing **sigvariscares@sigvaris.com**.

Custom Garments

Chipsleeve Custom ARM

Compression Level

15-25mmHg



Features

The Chipsleeve Custom Arm provides mild to moderate gradient compression from the hand to the axilla.

The Chipsleeve Custom Arm features chip foam sewn in directional channels to stimulate tissue and encourage the movement of lymph fluid. The garment is made using a moisture-wicking bacteriostatic material to keep the limb dry and free from infection. Patients who measure outside of the Chipsleeve Standard Arm size range may select the Chipsleeve Custom Arm.

To review the standard product sizing see page 100. See page 106 for the custom order form.

Ideal for

- Lymphedema (Stage I and II)
- Fibrotic tissue

Includes

- Chipsleeve Arm
- Oversleeve (black)
- 1 Pair of non-compressive Cotton Liners

Color



Black



I Chipvest®

Compression Level

Variable



Features

The Chipvest is a custom chest compression garment that offers mild to moderate compression for individuals with lymphedema.

The product contains open-cell foam chips that help to soften fibrotic areas. The chip foam is formed into channels to help direct lymph fluid and to facilitate drainage. To improve fit and comfort, the garment includes a back drawstring and corset design as well as velcro shoulder straps that are easily adjusted by the patient. Clinicians may further customize the product by selecting the location of the foam (unilateral or bilateral).

Ideal for

- Lymphedema (Stage I, II and III)
- Post-surgical or non-specific edema

Includes

- Chipvest

Color



Black



The Armassist®

30–40mmHg  

Firm durable compression with high containment

The Armassist offers 30–40mmHg of firm, gradient compression. Ideal for patients with Stage II or III lymphedema, the Armassist is constructed with a durable, medical grade fabric and includes adjustable velcro straps. The adjustable straps are removable and may be positioned to properly shape and contain the limb. The strap positioning also ensures the gradient application of compression.

To support the application of the product, a zipper along the forearm is included. The zipper minimizes the need for arm strength and dexterity and encourages independent wear and removal. The Armassist also includes a hand piece made with palm and dorsal foam for hand and wrist compression. To increase compression at a specific location on the limb, apply the included Unistrap.

Clinicians may customize this garment to their patients needs by selecting the preferred foam.

Ideal for

- Lymphedema (Stage II and III)

Includes

- Armassist
- 1 Unistrap
- 1 Pair of non-compressive Cotton Liners

Color



Black &
Green

Optimal Fit
Straps are removable and can be strategically positioned for improved fit and compression application

Durability for long-term wear and comfort
Durable medical grade textiles give the product unsurpassed quality and ensures long-term wear

Increased Adjustability
Straps extended for increased adjustability and improved application of compression

Seamless Compression
Palm and dorsum foam offer compression to the hand with the same garment



The Legassist®

30–40mmHg  

Firm durable compression with high containment

Sigvaris Legassist garments are ideal for patients with Stage II or III lymphedema. Manufactured with medical grade textiles, the Legassist line of custom compression garments are the industry standard for custom lymphedema compression wear for day or night. Constructed with a non-stretch medical grade fabric that is non-static and non-absorbent, the Legassist garments are manufactured with precision and a high standard of quality to the custom specifications provided by the clinician.

The Legassist product is made with Flat Foam or Wave Foam (selected by clinician and patient) which encourage the movement and drainage of lymph fluid and contains a zipper panel for easy application and removal. Clinicians and patients may further customize the garment by adding strapping over the knee or by selecting the optional Belt and Hip Attachment.

The Legassist line of products is clinically proven to be effective for the containment and reduction of edema and have helped thousands of lymphedema patients worldwide experience an improved quality of life.

Ideal for

- Lymphedema (Stage II or III)

Color



Black & Green



**Durable Medical
Grade Fabric**

Fabric is non-stretch,
non-static, non-absorbent

**Superior Product
Construction**

Product is manufactured
using premium materials
and intelligent processes

Customizable

Straps are removable to further
customize the product fit
and application

Legassist CALF & FOOT

Features

The Legassist Calf and Foot is a custom inelastic garment offering 30–40mmHg of firm gradient compression from the ankle to the knee bend. The product is low profile and lightweight, allowing for a comfortable fit. Clinicians may customize this garment further by selecting the preferred foam.

Includes

- Legassist Calf and Foot
- 1 Pair of non-compressive Cotton Liners
- 1 Medaboot Custom Foot



See page 113 for product order form

Legassist Lobule Compression System LCS

Features

The Legassist Lobule Compression System (LCS) is a custom compression garment used to lift and compress enlarged areas where lymph fluid has pooled. Patients with a lobule will benefit from the comfort and accurate fit the lightweight and conforming material provides. The Legassist Lobule Compression System may be paired with the Legassist Calf and Foot. For added support and relief, select the optional Belt and Hip Attachment when ordering.

Includes

- Legassist Lobule Compression System
- 1 Pair of non-compressive Cotton Liners



See page 118 for product order form

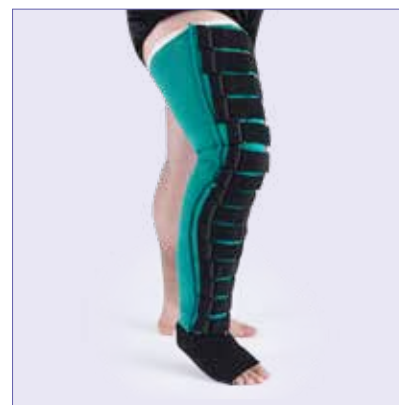
Legassist FULL LEG

Features

The Legassist Full Leg is a custom inelastic garment offering 30–40mmHg of firm gradient compression from the foot to gluteal fold. The product is low profile and lightweight, allowing for a comfortable fit. Clinicians may customize this garment further by selecting the preferred foam.

Includes

- Legassist Full Leg
- Compreboot Plus Foot
- 1 Pair of non-compressive Cotton Liners



See page 121 for product order form

| Medaboot® Custom Foot

Compression Level

20-50mmHg



Features

The Medaboot Custom Foot is a compression garment that contains and compresses the foot and ankle. Ideal for individuals with a non-standard foot size, the Medaboot Custom Foot contains added padding at the dorsum to stimulate and compress areas where edema may have pooled.

For instructions on how to measure for this product, go to Page 112.

Ideal for

- Lymphedema (Stage II-III)

Includes

- Medaboot Custom Foot

Color



Black



See page 112 for product order form

sigvaris



Bandages & Therapy Supplies

Bandages, supporting aids, and accessories that enhance the patient-to-therapist interaction and improve outcomes

SIGVARIS GROUP offers a full range of bandages, therapy supplies, and product accessories that support the patient and clinician. We offer a range of short-stretch bandages used during CDT as well as foam and other materials.

Our product accessories are designed to improve the function of the inelastic wraps and lymphedema garments. They range from items that work to extend the life of the garment to those that improve comfort and maximize the potential for patient adherence.

Short Stretch Bandages

Biaform

Case holds 20 rolls

Premium short stretch bandage. Product offers superior stretch and conforming abilities and is durable.



Size	Qty	Product Code
6cm x 5m	1 Case	5052-C
8cm x 5m	1 Case	5053-C
10cm x 5m	1 Case	5054-C
12cm x 5m	1 Case	5055-C
10cm x 10m	1 Case	5056-C
12cm x 10m	1 Case	5057-C

Stockinette & Dressing Retainers

Cotton Stockinette

Ideal for use as an underliner with nighttime bandaging or compression garments. Cotton Stockinette is available in a range of sizes to fit almost any application. Product is non-compressive, 100% Cotton.



Size	Qty	Product Code
2" x 25yds	1 Roll	5402
3" x 25yds	1 Roll	5403
4" x 25yds	1 Roll	5404
5" x 25yds	1 Roll	5405
6" x 25yds	1 Roll	5406
8" x 25yds	1 Roll	5408

Biagrip

Compressive stockinette, which may be washed and reused to augment compression garments. Product may be cut to size.



Size	Qty	Product Code
A 1" x 11yds	1 Roll	5430
B 2.5" x 11yds	1 Roll	5431
C 2.75" x 11yds	1 Roll	5432
D 3" x 11yds	1 Roll	5433
E 3.5" x 11yds	1 Roll	5434
F 4" x 11yds	1 Roll	5435
G 5" x 11yds	1 Roll	5436
J7" x 11yds	1 Roll	5437
K 8" x 11yds	1 Roll	5438
L 12" x 11yds	1 Roll	5439

Gauze & Tape

Elastosoft

1 bag holds 12 rolls

Soft cotton elastic gauze. Ideal for wrapping fingers & toes.



Size	Qty	Product Code
1" x 4.1yds	1 Bag	5601
2" x 4.1yds	1 Bag	5602
3" x 4.1yds	1 Bag	5603
4" x 4.1yds	1 Bag	5604
6" x 4.1yds	1 Bag	5606

Durapore®

3M Silk Surgical Tape
1 box holds 12 rolls

Exceptionally durable, easy to cut to size surgical tape. Optimal for securing bandages.



Size	Qty	Product Code
1" x 10yds	1 Box	5691 - B
2" x 10yds	1 Box	5692 - B

Foam

Lymphesoft

Case holds 20 rolls

Soft, open-cell rolled foam provides even compression distribution when bandaging. Use with Biaform short stretch bandages. Lymphesoft is air permeable and tear resistant.




Size	Qty	Product Code
10cm x 2.5m	1 Roll	5101
10cm x 2.5m	1 Case	5101-C
12cm x 2.5m	1 Roll	5102
12cm x 2.5m	1 Case	5102-C
15cm x 2.5m	1 Roll	5103
15cm x 2.5m	1 Case	5103-C

Wave Foam

One sided

High-pressure ridges gently massage thickened fibrotic areas, while low-pressure channels allow pathways for fluid evacuation.



Size	Qty	Product Code
1.2cm x 69cm x 90cm	1 Sheet	5202

Grayfoam

Moderately rigid open-cell foam helps to soften fibrotic areas. The product provides firm, stable support under Biaform short stretch bandages.




Size	Qty	Product Code
1/4"x18x72"	1 Sheet	5301
1/2"x18x72"	1 Sheet	5302

Wave Foam II

Two sided

High-pressure ridges gently massage thickened fibrotic areas, while low-pressure channels allow pathways for fluid evacuation. Ridged or wave pattern is on both sides of the sheet.



Size	Qty	Product Code
1.2cm x 69cm x 90cm	1 Sheet	5212

Padding

Biasoft

Case holds 10 rolls

Soft, durable, and seamless fleece padding for use under short stretch bandages. The product may be machine wash and dried for repeated use.



Size	Qty	Product Code
6cm x 3m	1 Roll	5251
6cm x 3m	1 Case	5251-C
10cm x 3m	1 Roll	5252
10cm x 3m	1 Case	5252-C
15cm x 3m	1 Roll	5253
15cm x 3m	1 Case	5253-C

Non-Woven

Soft Synthetic Padding

Case holds 30 rolls

Optimal for use under short stretch bandages.



Size	Qty	Product Code
10cm x 3.5m (4" x 3.8yds)	1 Case	5661-C

Chip Pad Dorsum

Ideal for use on dorsum of hand or foot. Helps with softening scars from carpal tunnel surgery, or underneath compression bandages over pockets of lymphedema. Fits into Dorsal Pocket Glove.

Size	Single
Small	2231-DO (8cm x 9cm)
Large	2233-DO (9cm x 14cm)



Chip Pad Axilla

Use under arm for treatment of lymphedema, especially over areas of post-operative scarring.

Size	Single
Small	2231-AX (10cm x 19cm)
Large	2233-AX (18cm x 27cm)



Chip Pad Radial Half

Radial pathways create low pressure channels to promote fluid drainage. Use over effected areas or pockets of edema.

Size	Single
One size fits all	2230-RH (15cm x 25cm)



Chip Pad Radial Full

Versatile, effective design is ideal for post-surgical scarring and/or pockets of lymphedema.

Size	Single
Small	2231-RF (18cm diameter)
Large	2233-RF (23cm diameter)



Chip Pad Bra

Ideal for post mastectomy/lumpectomy edema. Pair with Comprest.

Size	Single
Black	
Half	2230-BRH
Full	2230-BRF
White	
Half	2280-BRH
Full	2280-BRF



Chip Pad Bra Half

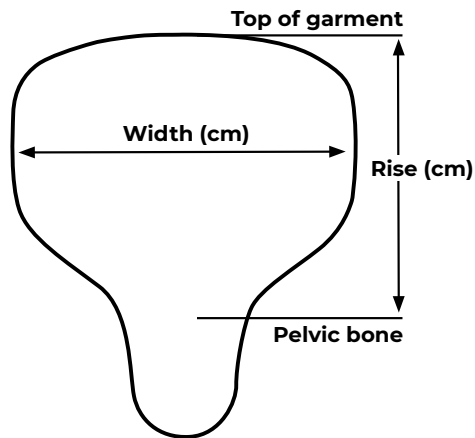


Chip Pad Bra Full

Chip Pads Genifit™

The Genifit series are gender specific Chip Pads, designed for the treatment of genital edema. Each Chip Pad includes open-cell foam chips sewn in channel formations to assist in massaging tissue and facilitate drainage. The Chip Pads are made with moisture-wicking fabric and may be machine washed and dried for repeated use.

Male



Tall

The rise of the tall chip pad ranges in length from 32–44cm. See the measurement guide for reference.

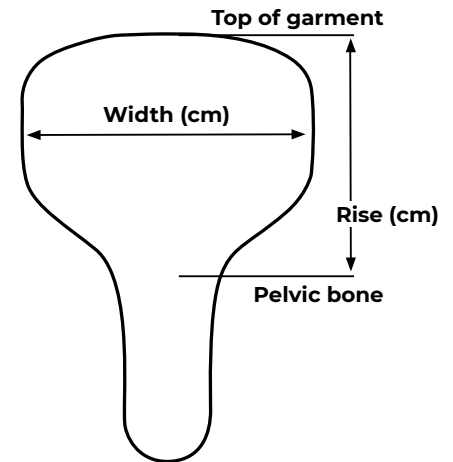


Short

The rise of the short chip pad ranges in length from 14–22cm. See the measurement guide for reference.

Male Genifit					
	Small	Medium	Large	X Large	XX Large
Width	28cm	32cm	36cm	40cm	44cm
Scrotal Circ.	26cm	32cm	38cm	44cm	51cm
Rise – Short	14cm	16cm	18cm	20cm	22cm
Rise – Tall	32cm	35cm	38cm	41cm	44cm
Short	2231-GMS	2232-GMS	2233-GMS	2234-GMS	2235-GMS
Tall	2231-GMT	2232-GMT	2233-GMT	2234-GMT	2235-GMT

Female



Tall

The rise of the tall Genifit female chip pad ranges in length from 32–41cm. See the measurement guide for reference.



Short

The rise of the short female chip pad ranges in length from 14–20cm. See the measurement guide for reference.

Female Genifit				
	Small	Medium	Large	X Large
Width	28cm	32cm	36cm	40cm
Rise – Short	14cm	16cm	18cm	20cm
Rise – Tall	32cm	35cm	38cm	41cm
Short	2231-GFS	2232-GFS	2233-GFS	2234-GFS
Tall	2231-GFT	2232-GFT	2233-GFT	2234-GFT

Complete Liner

10-15mmHg in foot, ankle, and calf

- Comfortable knee-high liners
- *Drirelease*® moisture wicking and odor control
- Extra thick sole from toe to heel for added comfort
- Silver ionized treatment for bacteriostatic properties



Compreflex Complete Calf Size Chart (A-CI)

SIZE	Ankle Circ. (A)	Calf Circ. (C)	Women's Shoe	Men's Shoe	Pair (Black)	Pair (Beige)
Small	19-26cm	29-39cm	<7½	<6½	1601-CK-FI	1611-CK-FI
Medium	21-30cm	34-44cm	7.5-9.5	6.5-8.5	1602-CK-FI	1612-CK-FI
Large	26-36cm	40-50cm	10-12	9-11	1603-CK-FI	1613-CK-FI
X Large	31-41cm	46-56cm	12.5-15	11.5-14	1604-CK-FI	1614-CK-FI
XX Large	36-46cm	54-64cm	12.5-15	11.5-14	1605-CK-FI	1615-CK-FI

Transition Liner

10-15mmHg in foot and ankle

- Soft, flat seam knee-high liners
- *Drirelease* moisture wicking and odor control
- Extra thick sole from toe to heel for added comfort
- Silver ionized treatment for bacteriostatic properties



Compreflex Transition Calf Size Chart (A-CI)

SIZE	Ankle Circ. (A)	Calf Circ. (C)	Women's Shoe	Men's Shoe	Pair (Black)	Pair (Beige)
Small	19-26cm	29-39cm	<7½	<6½	1601-CK	1611-CK
Medium	21-30cm	34-44cm	7.5-9.5	6.5-8.5	1602-CK	1612-CK
Large	26-36cm	40-50cm	10-12	9-11	1603-CK	1613-CK
X Large	31-41cm	46-56cm	12.5-15	11.5-14	1604-CK	1614-CK
XX Large	36-46cm	54-64cm	12.5-15	11.5-14	1605-CK	1615-CK

Cotton Underliner

10-15mmHg

Use as an under layer to protect fragile skin, secure wound dressings, or create an easy glide surface to aide in putting on and taking off compression stockings.

1 Pair per pack	Product Code
Small/Short	588USS
Small/Long	588USL
Medium / Short	588UMS
Medium / Long	588UML
Large-XL / Short	588ULS
Large-XL / Long	588ULL



Cotton Socks & Liner

Non-compressive

Soft, seamless cotton liners are non-compressive and can be worn under all compression products



Style	Size	1 Pack	3 Pack	10 Pack
Sock	S-XXL	1795-BK1 (1 Pair)	1795-BK3 (3 Pairs)	1795-BKB (10 Pairs)
	Size	Style		
Thigh High	S / M / L		1793-TH (One liner per pack)	
Thigh High	XL		1794-TH (One liner per pack)	
Arm	S-XL		1794-AR (One liner per pack)	

Basic Liner

Non-compressive

- Non-compressive, protective, moisture-wicking liner
- Extra thick sole from toe to heel for added comfort
- Silver ionized treatment for bacteriostatic properties

Size: One size fits all

1 Pair	10 Pair Pack
1700-NK1	1700-NKC



Foam Liner

- High density, open-cell foam with breathable, moisture-wicking mesh lining
- May be paired with inelastic wraps or worn separately

Size	Regular	Tall
Small	1101-FLR	1101-FLT
Medium	1102-FLR	1102-FLT
Large	1103-FLR	1103-FLT
X Large	1104-FLR	1104-FLT
XX Large	1105-FLR	1105-FLT



Liner pictured, not included.

Ankle Pad

- Open-cell chip foam ankle padding
- Includes elastic stretch band to secure padding in place
- Constructed using moisture-wicking mesh lined fabric



Size	Each
S/M/L	2233-AP
XL/XXL	2235-AP

Unistrap

Neoprene wrap for added hand compression



Each
1902

Drain Tube Pocket

This accessory attaches to the inside of the Comprevest or related product and holds a surgical drain tube



Color	2 Per Pk.
Black	2200-DP
White	2280-DP

Comprefit Strap Extenders

- Adds 10cm of adjustable range to a single strap
- 1 set extends 1 strap
- Strap extender works only with the Comprefit brand of products



	1 Set	10 Set Pack
Black	1100-SE1	1100-SEB
Beige	1110-SE1	1110-SEB

Compreflex Strap Extenders

- Adds 10cm of adjustable range to a single strap
- 1 set extends 1 strap
- Strap extender works only with the Compreflex brand of products



	1 Set	10 Set Pack
Black	1401-SE1	1401-SEB
Beige	1411-SE1	1411-SEB

Gripper Patches

- Adds traction and grip to foot compression garments
- Velcro bottom makes patches easy to apply
- 1 set includes two patches



1 Set
1800-GP


Accutab Devices

Compression measuring device design for use with the Compreflex line of inelastic garments for the lower extremity. See page 13 for more information about the Accutab device.



Size	1 Set
Small	1491-TB1
Medium	1492-TB1
Large	1493-TB1
X Large	1494-TB1
XX Large	1495-TB1

sigvaris



Medical Compression Stockings

Life Changes. Your lifestyle doesn't have to.

Sigvaris Medical Compression Stockings offer wearers three categories: Essential, Style, and Motion. Each category includes unique styles, patterns, and compression levels that will fit any lifestyle. Below, you will find a small sample of six Sigvaris product offerings. To see all 20 product series, check out the latest Sigvaris medical compression stockings catalog.

ESSENTIAL

Support Yourself

Sigvaris Essential solutions always meet your patients' needs. These straightforward stockings are an everyday go-to for people who seek the comfort, support, and reliability of traditional therapeutic socks and stockings.

STYLE

Express Yourself

Choice is empowering, and fashion can be as unique as you are. With Sigvaris Style, personality will shine as your patients select from distinctive hosiery and socks.

MOTION

Push Yourself

When daily comfort for hard-working legs is required, put your patients in motion. Sigvaris Motion socks offer all day strong support for people with active lives.

Medical Compression Stocking Products

Product	Page
Essential Cotton (230)	64
Essential Opaque (860)	66
Motion High Tech (412)	68
Specialty Secure (550)	70
Specialty Secure Armsleeve, Glove, and Gauntlet (560)	72
Specialty Diabetic Compression Socks (602)	74

230

Essential COTTON

for women & men

Essential Cotton combines all-day cotton comfort and a classic ribbed design that is ideal for sensitive skin.

Compression Level

20-30mmHg

30-40mmHg

Features and Benefits



**Sensitive
Skin**



Cotton



Breathable

- Supima® cotton for highest level of comfort and breathability
- Ideal for sensitive skin and allergies
- Double-covered inlay yarns provide comfort and allow product to easily glide on and off

Fiber Content

- 50% Nylon, 25% Spandex, 25% Supima Cotton (content can vary slightly by style)

- Non-latex

SUPIMA®
WORLD'S FINEST COTTONS

Best Suited for


- Containment of various types of edema, including venous edema, phlebolympheidema, and early stages of lymphedema
- Ideal for dress or casual shoes
- Ideal for long-distance travel



Silicone
band grip-top
in calf and thigh

20-30mmHg
Closed Toe Calf w/ Grip-top
Medium Long in Black

232CMLM99/S



20-30mmHg
Closed Toe Calf Medium Short in Black Mist

232CMSW14

Sizing Chart

	Small		Medium		Large		X Large	
Ankle Circumference	7"-8.5" (18-21.5cm)		8.5"-10" (21.5-25.5cm)		10"-11.5" (25.5-29cm)		11.5"-14" (29-36cm)	
Calf Circumference	11"-15.5" (28-39cm)		12.5"-17.5" (31.5-45cm)		14"-20" (35.5-51cm)		16"-24" (41-61cm)	
Calf Length	Short	Long	Short	Long	Short	Long	Short	Long
	≤16" (41cm)	>16" (41cm)	≤16" (41cm)	>16" (41cm)	≤16" (41cm)	>16" (41cm)	≤16" (41cm)	>16" (41cm)
Thigh Circumference	18"-26" (45.5-66cm)		19"-28.5" (48-73cm)		20.5"-33" (52cm-84cm)		NA	
Leg Length: Women & Open Toe	Short	Long	Short	Long	Short	Long		
Leg Length: Men	Short	Long	Short	Long	Short	Long		
Size	SS	SL	MS	ML	LS	LL	XS	XL

Women's Shoe Sizes: Short Leg 5.5-9.5, Long Leg 8-12 Men's Shoe Sizes: Short Leg 7-11, Long Leg 9.5-14

Styles and Colors

Closed Toe = ● Open Toe = ○						
	WHITE 00	NAVY 10	BLACK MIST 14	CRISPA 66	CHOCOLATE 88	BLACK 99
Calf (C)	○	●	●	●○	●*	●
Calf w/Grip-Top (C/S) Silicone band grip-top				●*		●**
Thigh w/Grip-Top (N) Silicone band grip-top				●○		●

* 20-30mmHg only

** 30-40mmHg calf with grip-top only available in black, 30-40mmHg extra large calf only available in black with grip-top

Product Code Example: 232NMLW66

Series	mmHg Level	Style	Size	Gender/ Open Toe	Color
23	2	N	ML	W	66

Product Code Example: 232CLSM66/S

Series	mmHg Level	Style	Size	Gender/ Open Toe	Color	Grip-top
23	2	C	LS	M	66	/S

Essential

OPAQUE

for women & men

Essential Opaque offers durability you can trust in our largest range of sizes, making it your go-to choice for everyday hosiery.

Compression Level

20-30mmHg

30-40mmHg

Features and Benefits



Durable



**Largest
Size Range**



Opaque

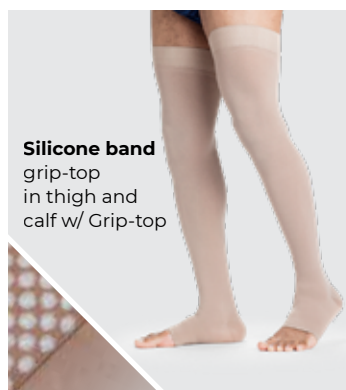
- Double-covered inlay yarns provide comfort and allow product to easily glide on and off
- Cotton-lined gusset for pantyhose styles
- Plus size pantyhose great alternative for maternity

Fiber Content

- 64% Nylon, 36% Spandex
(content can vary slightly by style)
- Non-latex

Best Suited for


- Containment of various types of edema including venous edema, phlebolympheidema, and early stages of lymphedema
- Post-vein treatment including thermal and non-thermal techniques
- Patients looking for petite and plus-sized options



Silicone band
grip-top
in thigh and
calf w/ Grip-top

20-30mmHg
Open Toe Thigh Medium Long in Crispa

862NML066



30-40mmHg
Closed Toe Calf Small Long in Black

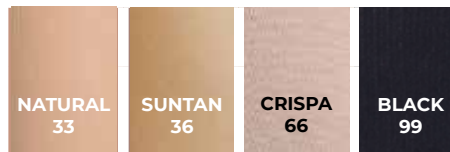
863CSLW99

Sizing Chart

	Small			Medium			Large		X Large	
Ankle Circumference	7"-8.5" (18-21.5cm)			8.5"-10" (21.5-25.5cm)			10"-11.5" (25.5-29cm)		11.5"-14" (29-36cm)	
Calf Circumference	11"-15.5" (28-39cm)			12.5"-17.5" (31.5-45cm)			14"-20" (35.5-51cm)		16"-24" (41-61cm)	
Plus Size Calf Circumference	NA			15.5"-21" (39.5-53cm)			18"-24" (45.5-61cm)		20"-28" (51cm-71cm)	
Calf Length	Petite*	Short	Long	Petite*	Short	Long	Short	Long	Short	Long
	≤14" (35.5cm)	≤16" (41cm)	>16" (41cm)	≤14" (35.5cm)	≤16" (41cm)	>16" (41cm)	≤16" (41cm)	>16" (41cm)	≤16" (41cm)	>16" (41cm)
Thigh Circumference	18"-26" (45.5-66cm)			19"-28.5" (48-73cm)			20.5"-33" (52cm-84cm)		25"-37.5" (64cm-95cm)	
Leg Length: Women & Open Toe	Petite*	Short	Long	Petite*	Short	Long	Short	Long	Short	Long
	≤25.5" (65cm)	≤28.5" (72cm)	>28.5" (72cm)	≤25.5" (65cm)	≤28.5" (72cm)	>28.5" (72cm)	≤28.5" (72cm)	>28.5" (72cm)	≤28.5" (72cm)	>28.5" (72cm)
Leg Length: Men	Short		Long	Short		Long	Short	Long	Short	Long
	≤30" (76cm)		>30" (76cm)	≤30" (76cm)		>30" (76cm)	≤30" (76cm)	>30" (76cm)	≤30" (76cm)	>30" (76cm)
Hip Circumference Guidelines	32.5"-44.5" (83-112.5cm)			34.5"-50" (87-127cm)			38.5"-59.5" (98-150.5cm)		NA	
Size	SP*	SS	SL	MP*	MS	ML	LS	LL	XS	XL
Calf Plus w/Grip-Top					MS/P	ML/P	LS/P	LL/P	XS/P	XL/P

Styles and Colors

Closed Toe = ●
Open Toe = ○



	NATURAL 33	SUNTAN 36	CRISPA 66	BLACK 99
Women's Calf (C)	●	●	○	●○
Men's Calf (C)			●	●
Women's Calf Plus w/Grip-Top (C/P) <small>Only available with silicone band grip-top</small>			●○	
Women's Calf w/Grip-Top (C/S) <small>Silicone band grip-top</small>			●○	●
Women's & Open Toe Thigh w/Grip-Top (N) <small>Silicone band grip-top</small>	●	●	○	●
Pantyhose (P)	●	●		●
Pantyhose Plus (P/P)			●	●
Thigh w/Waist Attachment (W) <small>Indicate leg LEFT (/L) or RIGHT (/R)</small>			○	

Women's Shoe Sizes: Petite Leg 4-8, Short Leg 5.5-9.5, Long Leg 8-12

Men's Shoe Sizes: Short Leg 7-11, Long Leg 9.5-14

Plus (Maternity) Hip Circumference Guidelines Small ≤56" (142cm), Medium ≤62" (157.5cm), Large ≤70" (178cm)

*** Petite sizing (SP & MP):** available in women's closed toe only; without grip-top, 20-30mmHg only; Natural, Suntan, and Black only; unavailable in Plus sizes

Product Code Example: 863PMSW33

Series	mmHg Level	Style	Size	Gender/Open Toe	Color
86	3	P	MS	W	33

Product Code Example: 862CLLW66/P

Series	mmHg Level	Style	Size	Gender/Open Toe	Color	Grip-top
86	2	C	LL	W	66	/P

Motion HIGH TECH

for women & men

Motion High Tech delivers optimal comfort where it counts with an anatomically-contoured shape and a cushioned sole.

Compression Level

20-30mmHg

Features and Benefits



Moisture Wicking



Anatomically Contoured



Color

- High-tech fibers for thermal control
- Cushioned footbed, toe, and Achilles tendon zones for optimal comfort
- Additional compression in calf improves circulation

Fiber Content

- 64% Nylon, 17% Polyester, 19% Spandex
- Non-latex

Best Suited for

- Management of symptoms related to chronic venous disease
- People who stand on their feet all day
- Walking and everyday activities
- Casual and occupational footwear



20-30mmHg
Closed Toe Calf Small Medium in Limeade

412CSM64



20-30mmHg
Closed Toe Calf Medium Large in Blood Orange

412CML63

Sizing Chart

	Small			Medium			Large			X Large		
Ankle Circumference	7"–8.5" (18–21.5cm)			8.5"–10" (21.5–25.5cm)			10"–11.5" (25.5–29cm)			11.5"–13" (29–33cm)		
Calf Circumference	11"–15.5" (28–39cm)			12.5"–17.5" (31.5–45cm)			14"–20" (35.5–51cm)			16"–23" (40.5–58cm)		
Women's Shoe Size	4.5-7.5	8-10.5	11-13.5	4.5-7.5	8-10.5	11-13.5	8-10.5	11-13.5	>14	8-10.5	11-13.5	>14
Men's Shoe Size	≤6.5	7-9.5	10-12.5	≤6.5	7-9.5	10-12.5	7-9.5	10-12.5	13-15.5	7-9.5	10-12.5	13-15.5
Size	SS	SM	SL	MS	MM	ML	LS	LM	LL	XS	XM	XL

Styles and Colors

	WHITE 00	BLUE 50	LIME 54	PINK 56	RED 59	STEEL BLUE 62	BLOOD ORANGE 63	LIMEADE 64	BLACK 99
Calf (C)	●	●	●	●	●	●	●	●	●

Product Code Example: **412CML64**

Series	mmHg Level	Style	Size	Color
41	2	C	ML	64

550

Specialty

SECURE

for women & men

Secure combines compression and containment with comfort and durability that's optimal for comfortably managing advanced venous edema, lymphedema, and wound care.

Compression Level

20-30mmHg

30-40mmHg

40-50mmHg*

Features and Benefits



Containment



Dotted Grip-top Band



Opaque

- More graduated compression and containment than other traditional garments
- Durable double-covered in-lay yarns allow comfortable all-day wear

Fiber Content

- 78% Nylon, 22% Spandex (Calf style)
- 76% Nylon, 24% Spandex (Thigh style)
- Non-latex

Indications

- Ideal for patients with chronic venous insufficiency (CVI)
- Lymphedema / Lipedema
- Recurrent venous ulcers / Severe varicosities
- Deep vein thrombosis (DVT)
- Superficial phlebitis
- Post-thrombotic syndrome
- Orthostatic hypotension and post-phlebotic syndrome



Silicone band grip-top

30-40mmHg
Closed Toe Calf Large Long in Black

553CL2M99/S



40-50mmHg
Closed Toe Thigh Medium Full Long in Beige

554NM4W77

* 40-50mmHg products made on demand.


Sizing Chart

	Medium				Large				X Large				XX Large			
Ankle Circumference	8.5"-10" (21.5-25.5cm)				10"-11.5" (25.5-29cm)				11.5"-13" (29-33cm)				13"-14.5" (33-37cm)			
Calf Circumference	Average		Full		Average		Full		Average		Full		Average		Full	
	12"-17.5" (31-45cm)		17.5"-23" (45-59cm)		13.5"-19" (35-49cm)		19"-25" (49-63cm)		16"-22" (41-56cm)		22"-28" (56-71cm)		17.5"-23" (45-59cm)		23"-29" (59-74cm)	
Calf Length	Short	Long	Short	Long	Short	Long	Short	Long	Short	Long	Short	Long	Short	Long	Short	Long
	≤16" (41cm)	>16" (41cm)	≤16" (41cm)	>16" (41cm)	≤16" (41cm)	>16" (41cm)	≤16" (41cm)	>16" (41cm)	≤16" (41cm)	>16" (41cm)	≤16" (41cm)	>16" (41cm)	≤16" (41cm)	>16" (41cm)	≤16" (41cm)	>16" (41cm)
Thigh Circumference	Average		Full		Average		Full		Average		Full		Average		Full	
	20"-27" (51-69cm)		23.5"-31" (60-78cm)		24"-30" (61-77cm)		26.5"-34" (68-86cm)		27"-33.5" (69-85cm)		30"-37" (76-94cm)		29.5"-36.5" (75-93cm)		33"-40" (84-102cm)	
Leg Length	Short	Long	Short	Long	Short	Long	Short	Long	Short	Long	Short	Long	Short	Long	Short	Long
	≤28.5" (72cm)	>28.5" (72cm)	≤28.5" (72cm)	>28.5" (72cm)	≤28.5" (72cm)	>28.5" (72cm)	≤28.5" (72cm)	>28.5" (72cm)	≤28.5" (72cm)	>28.5" (72cm)	≤28.5" (72cm)	>28.5" (72cm)	≤28.5" (72cm)	>28.5" (72cm)	≤28.5" (72cm)	>28.5" (72cm)
Size	M1	M2	M3	M4	L1	L2	L3	L4	X1	X2	X3	X4	G1	G2	G3	G4

Women's Shoe Sizes: Short Leg 5.5-9.5, Long Leg 8-12 **Men's Shoe Sizes:** Short Leg 7-11, Long Leg 9.5-14

Styles and Colors

Closed Toe = ●
Open Toe = ○



Calf w/Grip-Top (C/S) Silicone band grip-top	●○	●●
Thigh w/Grip-Top (N) Silicone band grip-top	●○	●●

Product Code Example: 552CM2W77/S

Series	mmHg Level	Style	Size	Gender/Open Toe	Color	Grip-top
55	2	C	M2	W	77	/S

560

Specialty SECURE ARMSLEEVE, GLOVE, AND GAUNTLET

for women & men

The Secure Armsleeve combines compression and containment with comfort and durability that's optimal for comfortably managing and helping to manage lymphedema.

Compression Level

15-20mmHg

20-30mmHg

30-40mmHg

Features and Benefits



Containment



**Dotted
Grip-top Band**



Colors

- More graduated compression and containment than traditional garments
- Full-fingered Glove and Gauntlet available
- Provides UPF 50+ sun protection

Fiber Content

- 78% Nylon, 22% Spandex (Armsleeve)
- 60% Nylon, 40% Spandex (Glove, Gauntlet)
- Non-latex

Indications

- Ideal for patients with chronic edema
- Lymphedema
- Post-operative edema
- Post-mastectomy care



**Silicone
band grip-top**

30-40mmHg
Armsleeve Medium Short Average in Cocoa

563AM184



20-30mmHg
Gauntlet Medium in Beige

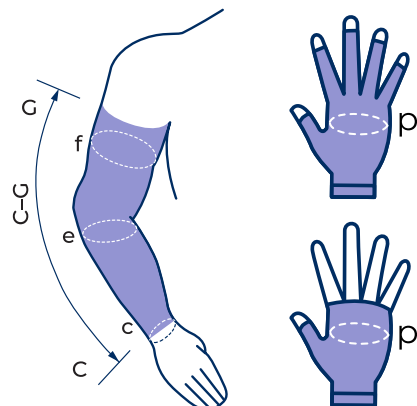
562GM78

Sizing Chart Arm

	Small				Medium				Large				X Large				XX Large			
Wrist	5.5"-6.5" (14-16cm)				6.5"-7" (16-18cm)				7"-8" (18-20cm)				8"-9" (20-23cm)				9"-10" (23-26cm)			
Elbow	Average		Full		Average		Full		Average		Full		Average		Full		Average		Full	
	8"-10" 20-26cm		10"-13.5" 26-34cm		9"-11.5" 23-29cm		11.5"-14.5" 29-37cm		10"-12.5" 26-32cm		12.5"-15.5" 32-40cm		11.5"-13.5" 29-34cm		13.5"-16.5" 34-42cm		12.5"-14.5" 32-37cm		14.5"-17.5" 37-45cm	
Upper Arm	Average		Full		Average		Full		Average		Full		Average		Full		Average		Full	
	10"-13.5" 26-34cm		13.5"-15.5" 34-40cm		11.5"-14.5" 29-37cm		14.5"-17" 37-43cm		12.5"-15.5" 32-40cm		15.5"-18" 40-46cm		13.5"-16.5" 34-42cm		16.5"-19" 42-48cm		14.5"-17.5" 37-45cm		17.5"-20.5" 45-52cm	
Arm Length	Short	Long	Short	Long	Short	Long	Short	Long	Short	Long	Short	Long	Short	Long	Short	Long	Short	Long	Short	Long
	≤17" (43cm)	>17" (43cm)	≤17" (43cm)	>17" (43cm)	≤17" (43cm)	>17" (43cm)	≤17" (43cm)	>17" (43cm)	≤17" (43cm)	>17" (43cm)	≤17" (43cm)	>17" (43cm)	≤17" (43cm)	>17" (43cm)	≤17" (43cm)	>17" (43cm)	≤17" (43cm)	>17" (43cm)	≤17" (43cm)	>17" (43cm)
Size	S1	S2	S3	S4	M1	M2	M3	M4	L1	L2	L3	L4	X1	X2	X3	X4	G1	G2	G3	G4

Sizing Chart Hand

	X Small		Small		Medium		Large		X Large		XX Large	
Palm Circumference	6"-6.5" (16-17cm)		7"-7.5" (18-19cm)		8"-8.5" (20-21cm)		8.5"-9" (22-23cm)		9.5"-10" (24-25cm)		10.5"-11" (26-28cm)	
Size	XS		S		M		L		XL		G	



Armsleeve

Product Code Example: **563AM278**

Series	mmHg Level	Style	Size	Color
56	3	A	M2	78

Glove

Product Code Example: **562FM78**

Series	mmHg Level	Style	Size	Color
56	2	F	M	78

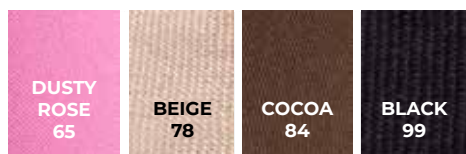
Gauntlet

Product Code Example: **562GM78**

Series	mmHg Level	Style	Size	Color
56	2	G	M	78

Styles and Colors

Sleeve, Glove, and Gauntlet = ●



Armsleeve (A)	●	●	●	●
Glove (F)*	●	●	●	●
Gauntlet (G)*	●	●	●	●

* Glove and Gauntlet available in 15-20mmHg & 20-30mmHg

602

Specialty

DIABETIC COMPRESSION SOCKS

for women & men

Diabetic Compression Socks are the only patented, clinically-proven graduated compression socks constructed for people with diabetes.



Compression Level

18-25mmHg

Features and Benefits



Diabetes



**Moisture
Wicking**



**Cushioned
Sole**

- Padded soles and invisible toe seam add comfort and protection
- Compression-free foot for optimum comfort
- Double-covered inlay yarns provide comfort and allow product to easily glide on and off
- *drir/lease* yarns add moisture wicking properties

Fiber Content

- 76% *drir/lease* (65% Polyester, 11% Cotton), 19% Nylon, 5% Spandex
- Non-latex

Best Suited for

- Individuals with diabetes and symptoms related to chronic venous disease and leg edema
- Individuals with peripheral neuropathy and small vessel disease



18-25mmHg
Closed Toe Calf Medium Long in White

602CMLM00



18-25mmHg
Closed Toe Calf Small Short in White

602CSSW00

Sizing Chart

	Small		Medium		Large		X Large	
Ankle Circumference	7"-8.5" (18-21.5cm)		8.5"-10" (21.5-25.5cm)		10"-11.5" (25.5-29cm)		11.5"-14" (29-36cm)	
Calf Circumference	11"-15.5" (28-39cm)		12.5"-17.5" (31.5-45cm)		14"-20" (35.5-51cm)		16"-24" (41-61cm)	
Calf Length	Short	Long	Short	Long	Short	Long	Short	Long
	≤16" (41cm)	>16" (41cm)	≤16" (41cm)	>16" (41cm)	≤16" (41cm)	>16" (41cm)	≤16" (41cm)	>16" (41cm)
Size	SS	SL	MS	ML	LS	LL	XS*	XL*

Women's Shoe Sizes: Short Leg 5.5-9.5, Long Leg 8-12 **Men's Shoe Sizes:** Short Leg 7-11, Long Leg 9.5-14

*XS & XL Only Available In Men's Sizing

Styles and Colors

Closed Toe = ●



Calf (C)

Product Code Example: 602CMLW00

Series	mmHg Level	Style	Size	Gender/ Open Toe	Color
60	2	C	ML	W	00

sigvaris



Order Forms

Product Order Forms

Ordering a Sigvaris compression garment for standard or non-standard patients is easy. To order, simply call our Customer Care agents. We are available Monday–Friday from 8am–7pm EST.

Online: **sigvaris-online.com**

Call: **1-800-322-7744**

Fax: **1-800-481-5488**

Sigvaris follows ISO Standard 13485:2016 and 9001:2015 for our products manufactured in our North American facilities.

Measuring and Ordering Compression Garments

Precise measurements are essential to guarantee the indicated level of compression and to ensure a proper fit. We recommend that measurements be taken by a healthcare professional.

Detailed instructions for measuring for standard (non-custom) garments are listed below. The measurement chart and graphic for each product is also included on the corresponding order form. Follow the chart to identify the correct positioning and type of measurement needed.

Instructions for measuring for non-standard (custom) garments are included on each ordering form. If you need additional assistance or support with measuring for both standard and non-standard garments, our sales and customer care teams are available to assist you.

For guidance with measuring or fitting a patient for a garment, please contact Customer Care at: **1-800-322-7744**, ext. 1.

STANDARD Measuring Instructions

ARM

With patient seated, place the arm extended and **Elbow** bent slightly, with the palm down, on a flat surface.

Circumferences:

Measure circumference at **Palm** and record on line E (Medaform arm only).

Measure at **Wrist**, and record on line A. Mark **dorsal** aspect at distal edge of tape.

Measure at **Elbow**, and record on line B.

Measure at **Mid Bicep**, and record on line B1.

Measure at **Axilla**, and record on line C. Mark **dorsal** aspect at proximal edge of tape.

Length:

Measure length at **dorsal** aspect from mark at Point A to mark at Point C and record in box D.

CALF & FOOT

Circumferences:

Measure circumferences where indicated by the black dots, beginning with the dot 5cm above the **Lateral Malleolus** (outer ankle bone), continue to the 15cm, 25cm and 30cm dots. Record in the corresponding lines A, B, C, C1(left/right).

Length:

Measure length from the **Lateral Malleolus** (outer ankle bone) to lateral aspect of the **Fibular Head**, and record in box G.

Foot:

Measure circumference of ankle bend and heel and record on line I. Measure circumference across metatarsal heads and record on line J. Measure length on medial side of foot from heel to 1st metatarsal head and record on line K.

THIGH COMPONENT

Circumferences:

Measure circumferences where indicated by the black dots, beginning with the dot 5cm above the lateral aspect **Top of Patella** and continue to the 15cm, and 23cm dots. Record in the corresponding lines D, E, F (left/right).

Length: (Compreflex only)

Measure length from the lateral aspect **Top of Patella** to lateral aspect **Gluteal Fold**, and record in box G1.

THIGH HIGH

Circumferences:

Measure circumferences where indicated by the black dots, beginning with the dot 5cm above the **Lateral Malleolus** (outer ankle bone) and continue to the 15cm, 25cm and 30cm dots. Record in the corresponding lines A, B, C, C1 (Left/right). Measure circumferences at the 5cm dot from the lateral aspect top of patella and continue to the 15cm, and 23cm dots. Record in the corresponding lines D, E, F (left/right).

Length: (Compreflex only)

Measure length from the **Lateral Malleolus** (outer ankle bone) to lateral aspect of the **Gluteal Fold**, and record in box H.

KNEE

Circumferences:

Measure circumference where indicated on the measuring chart. Begin 30cm above the **Lateral Malleolus** (outer ankle bone), then continue to 5cm above the **Fibular Head**. Record the 30cm and 5cm measurements on the corresponding lines C1 and D.

Length: (Compreflex only)

Measure length from the **Lateral Malleolus** (outer ankle bone) to lateral aspect of the **Gluteal Fold**, and record in box H.

FOOT

Circumferences:

Measure circumference of ankle bend and heel and record on line I. Measure circumference across metatarsal heads and record on line J.

Length:

Measure length on medial side of foot from heel to 1st metatarsal head and record on line K.

For more information, please speak with your SIGVARIS GROUP Sales Representative or Customer Care Solution Center: 1-800-322-7744.

us_orders@sigvaris.com | P: 800-322-7744 · F: 800-481-5488

Patient Name:	Contact Name:
Account Name:	Account #:
Account Phone #:	P.O. #:
Ship Name & Address:	Date:

Product Information

Product includes one Compreflex Standard Calf wrap, one Compreboot® Standard Foot wrap, and 1 pair of Basic Liners. The Compreboot Standard Foot wrap included matches the size of the Compreflex Standard Calf wrap selected. **Note:** If Compreboot needed is a different size, select the Compreflex Standard Calf with separate foot piece.

<input type="checkbox"/> Right Leg	Size:	Item #:
Color: <input type="checkbox"/> Black <input type="checkbox"/> Beige	Length:	Quantity:
<input type="checkbox"/> Left Leg	Size:	Item #:
Color: <input type="checkbox"/> Black <input type="checkbox"/> Beige	Length:	Quantity:

Companion Products (sold separately)

<input type="checkbox"/> Compreflex Strap Extender	Item #:
Color: <input type="checkbox"/> Black <input type="checkbox"/> Beige	Quantity:

Note: Liner and additional Compreboot options available, each sold separately.

Compreflex Standard Calf Size Chart (A-C1)

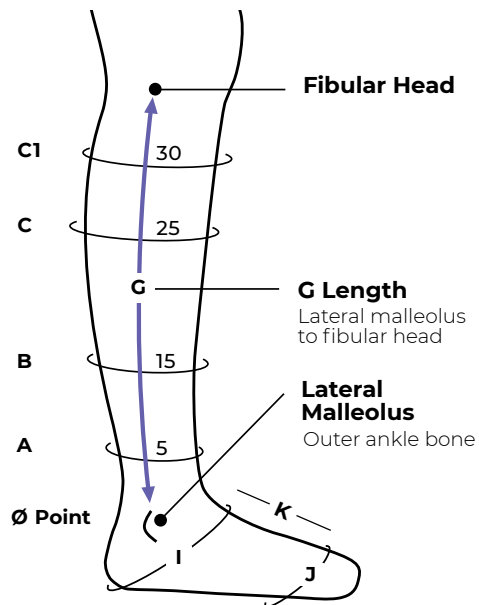
	Small	Medium	Large	X Large	XX Large
C1	29-39cm	34-44cm	40-50cm	46-56cm	54-64cm
C	29-39cm	34-44cm	40-50cm	46-56cm	54-64cm
B	24-34cm	29-39cm	34-44cm	39-49cm	44-55cm
A	19-26cm	21-30cm	26-36cm	31-41cm	36-46cm
Black					
Regular	1401-BKR	1402-BKR	1403-BKR	1404-BKR	1405-BKR
Tall	1401-BKT	1402-BKT	1403-BKT	1404-BKT	1405-BKT
Beige					
Regular	1411-BKR	1412-BKR	1413-BKR	1414-BKR	1415-BKR
Tall	1411-BKT	1412-BKT	1413-BKT	1414-BKT	1415-BKT

Circumference

	Left	Right
C1	_____	_____
C	_____	_____
B	_____	_____
A	_____	_____
I	_____	_____
J	_____	_____

G Length
Regular: 30-33.9cm
Tall: 34-42cm

G	_____	_____
K	_____	_____



K: Measure medial length from heel to 1st metatarsal head

Compreboot Standard Foot Size Chart (I-K)

	Small		Medium / Large		X Large / XX Large	
	Regular	Long	Regular	Long	Regular	Long
I	28-36cm	28-36cm	≤39cm	≤39cm	≤44cm	≤44cm
J	22-26cm	22-26cm	≤30cm	≤30cm	≤33cm	≤33cm
K	14-18cm	19-23cm	18-20cm	23-25cm	20-22cm	25-27cm
Black	1801-BTR	1801-BTL	1803-BTR	1803-BTL	1805-BTR	1805-BTL
Beige	1811-BTR	1811-BTL	1813-BTR	1813-BTL	1815-BTR	1815-BTL

Compreflex Strap Extender Chart

	1 Strap	10 Straps
Black	1401-SE1	1401-SEB
Beige	1411-SE1	1411-SEB



Patient Name:	Contact Name:
Account Name:	Account #:
Account Phone #:	P.O. #:
Ship Name & Address:	Date:

Product Information

Product includes one Compreflex Standard Calf wrap and one pair of non-compressive Basic Liners.

<input type="checkbox"/> Right Calf	Size:	Item #:
Color: <input type="checkbox"/> Black <input type="checkbox"/> Beige	Length:	Quantity:
<input type="checkbox"/> Left Calf	Size:	Item #:
Color: <input type="checkbox"/> Black <input type="checkbox"/> Beige	Length:	Quantity:

Companion Products (sold separately)

<input type="checkbox"/> Compreflex Strap Extender	Item #:
Color: <input type="checkbox"/> Black <input type="checkbox"/> Beige	Quantity:

Note: Liner and Compreboot® options available, each sold separately.

Circumference

Left Right

C1 _____

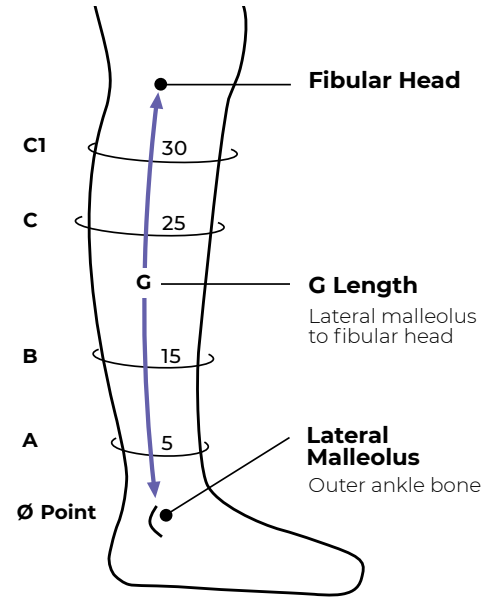
C _____

B _____

A _____

G Length
Regular: 30–33.9cm
Tall: 34–42cm

G _____



Compreflex Standard Calf Size Chart (A–C1)

	Small	Medium	Large	X Large	XX Large
C1	29–39cm	34–44cm	40–50cm	46–56cm	54–64cm
C	29–39cm	34–44cm	40–50cm	46–56cm	54–64cm
B	24–34cm	29–39cm	34–44cm	39–49cm	44–55cm
A	19–26cm	21–30cm	26–36cm	31–41cm	36–46cm

Black					
Regular	1401-NF-BKR	1402-NF-BKR	1403-NF-BKR	1404-NF-BKR	1405-NF-BKR
Tall	1401-NF-BKT	1402-NF-BKT	1403-NF-BKT	1404-NF-BKT	1405-NF-BKT

Beige					
Regular	1411-NF-BKR	1412-NF-BKR	1413-NF-BKR	1414-NF-BKR	1415-NF-BKR
Tall	1411-NF-BKT	1412-NF-BKT	1413-NF-BKT	1414-NF-BKT	1415-NF-BKT

Compreflex Strap Extender Chart

	1 Strap	10 Straps
Black	1401-SE1	1401-SEB
Beige	1411-SE1	1411-SEB



us_orders@sigvaris.com | P: 800-322-7744 · F: 800-481-5488

Patient Name:	Contact Name:
Account Name:	Account #:
Account Phone #:	P.O. #:
Ship Name & Address:	Date:

Product Information

Product includes one Compreflex Transition Calf wrap and one pair of Transition Liners. Liner included matches the garment size. Example: The medium garment includes a medium liner.

<input type="checkbox"/> Right Calf	Size:	Item #:
Color: <input type="checkbox"/> Black <input type="checkbox"/> Beige	Length:	Quantity:
<input type="checkbox"/> Left Calf	Size:	Item #:
Color: <input type="checkbox"/> Black <input type="checkbox"/> Beige	Length:	Quantity:

Companion Products (sold separately)

<input type="checkbox"/> Compreflex Strap Extender	Item #:
Color: <input type="checkbox"/> Black <input type="checkbox"/> Beige	Quantity:

Note: Liner and Compreboot® options available, each sold separately.

Circumference

Left Right

C1 _____

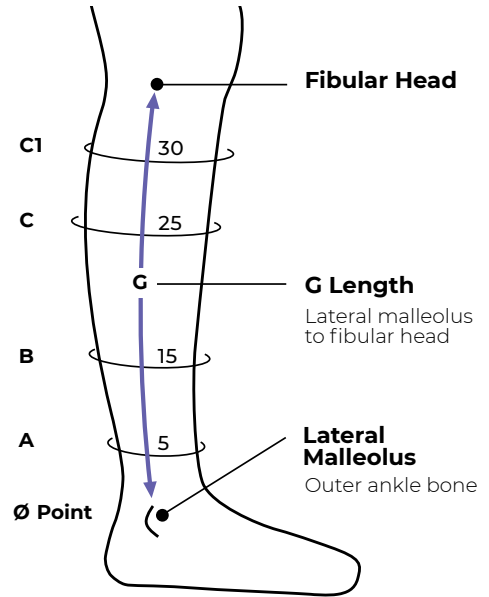
C _____

B _____

A _____

G Length
Regular: 30–33.9cm
Tall: 34–42cm

G _____



Compreflex Transition Calf Size Chart (A–C1)

	Small	Medium	Large	X Large	XX Large
C1	29–39cm	34–44cm	40–50cm	46–56cm	54–64cm
C	29–39cm	34–44cm	40–50cm	46–56cm	54–64cm
B	24–34cm	29–39cm	34–44cm	39–49cm	44–55cm
A	19–26cm	21–30cm	26–36cm	31–41cm	36–46cm

Black					
Regular	1401-UC-BKR	1402-UC-BKR	1403-UC-BKR	1404-UC-BKR	1405-UC-BKR
Tall	1401-UC-BKT	1402-UC-BKT	1403-UC-BKT	1404-UC-BKT	1405-UC-BKT

Beige					
Regular	1411-UC-BKR	1412-UC-BKR	1413-UC-BKR	1414-UC-BKR	1415-UC-BKR
Tall	1411-UC-BKT	1412-UC-BKT	1413-UC-BKT	1414-UC-BKT	1415-UC-BKT

Compreflex Strap Extender Chart

	1 Strap	10 Straps
Black	1401-SE1	1401-SEB
Beige	1411-SE1	1411-SEB



Patient Name:	Contact Name:
Account Name:	Account #:
Account Phone #:	P.O. #:
Ship Name & Address:	Date:

Product Information

Product includes one Compreflex Complete Calf wrap and one pair of Complete Liners. Liner included matches the garment size. Example: The medium garment includes a medium liner.

<input type="checkbox"/> Right Calf	Size:	Item #:
Color: <input type="checkbox"/> Black <input type="checkbox"/> Beige	Length:	Quantity:
<input type="checkbox"/> Left Calf	Size:	Item #:
Color: <input type="checkbox"/> Black <input type="checkbox"/> Beige	Length:	Quantity:

Companion Products (sold separately)

<input type="checkbox"/> Compreflex Strap Extender	Item #:
Color: <input type="checkbox"/> Black <input type="checkbox"/> Beige	Quantity:

Note: Liner and Compreboot® options available, each sold separately.

Circumference

Left Right

C1 _____

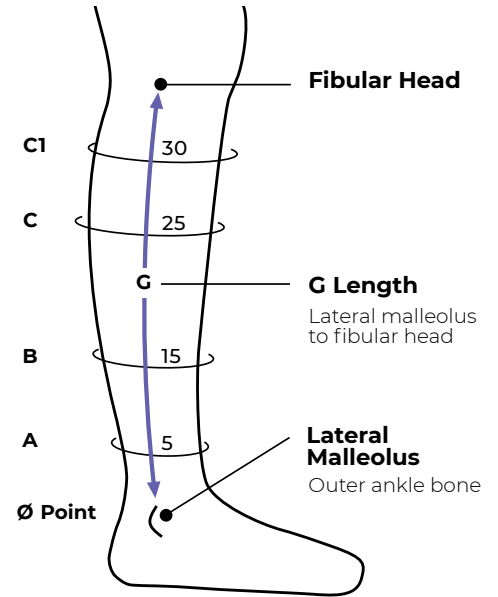
C _____

B _____

A _____

G Length
Regular: 30–33.9cm
Tall: 34–42cm

G _____



Compreflex Complete Calf Size Chart (A-C1)

	Small	Medium	Large	X Large	XX Large
C1	29–39cm	34–44cm	40–50cm	46–56cm	54–64cm
C	29–39cm	34–44cm	40–50cm	46–56cm	54–64cm
B	24–34cm	29–39cm	34–44cm	39–49cm	44–55cm
A	19–26cm	21–30cm	26–36cm	31–41cm	36–46cm
Black					
Regular	1401-FC-BKR	1402-FC-BKR	1403-FC-BKR	1404-FC-BKR	1405-FC-BKR
Tall	1401-FC-BKT	1402-FC-BKT	1403-FC-BKT	1404-FC-BKT	1405-FC-BKT
Beige					
Regular	1411-FC-BKR	1412-FC-BKR	1413-FC-BKR	1414-FC-BKR	1415-FC-BKR
Tall	1411-FC-BKT	1412-FC-BKT	1413-FC-BKT	1414-FC-BKT	1415-FC-BKT

Compreflex Strap Extender Chart

	1 Strap	10 Straps
Black	1401-SE1	1401-SEB
Beige	1411-SE1	1411-SEB



us_orders@sigvaris.com | P: 800-322-7744 · F: 800-481-5488

Patient Name:	Contact Name:
Account Name:	Account #:
Account Phone #:	P.O. #:
Ship Name & Address:	Date:

Product Information

Product includes one Compreflex Standard Thigh wrap, one pair of Cotton Liners, and one Belt and Hip attachment.

<input type="checkbox"/> Right Thigh	Size:	Item #:
Color: <input type="checkbox"/> Black <input type="checkbox"/> Beige	Length:	Quantity:
<input type="checkbox"/> Left Thigh	Size:	Item #:
Color: <input type="checkbox"/> Black <input type="checkbox"/> Beige	Length:	Quantity:

Companion Products (sold separately)

<input type="checkbox"/> Compreknee® Standard	Color: <input type="checkbox"/> Black <input type="checkbox"/> Beige
Size:	Item #: Quantity:
Size:	Item #: Quantity:
<input type="checkbox"/> Compreknee Standard Extend	Color: <input type="checkbox"/> Black <input type="checkbox"/> Beige
Size:	Item #: Quantity:
Size:	Item #: Quantity:
<input type="checkbox"/> Compreflex® Standard Knee	Color: <input type="checkbox"/> Black <input type="checkbox"/> Beige
Size:	Item #: Quantity:
Size:	Item #: Quantity:

Compreknee Size Chart (C1-D)

	Small	Medium	Large / X Large
D	38-48	46-56	53-73
C1	29-39	34-44	39-65

Standard (Closed Patella)

Color	Small	Medium	Large / X Large
Black	1101-KP	1102-KP	1103-KP
Beige	1111-KP	1112-KP	1113-KP

Standard Extend (Open Patella)

Color	Small	Medium	Large / X Large
Black	1101-KP-OP	1102-KP-OP	1103-KP-OP
Beige	1111-KP-OP	1112-KP-OP	1113-KP-OP

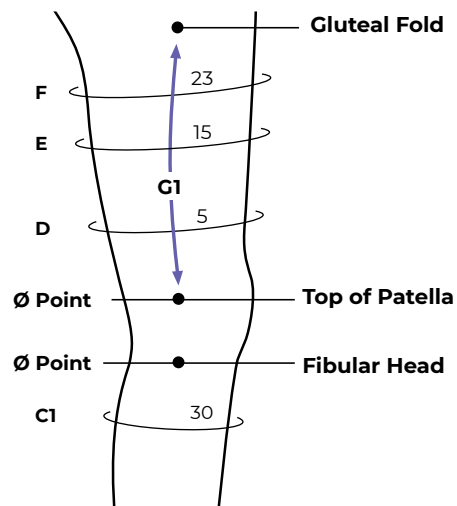
Circumference

Left Right

F	_____	_____
E	_____	_____
D	_____	_____
C1	_____	_____

G1 Length
 Regular: 20-24.9cm
 Tall: 25-30cm

G1 _____



Compreflex Standard Thigh Size Chart (D-F)

	Small	Medium	Large	X Large
F	48-58cm	56-66cm	64-74cm	74-84cm
E	43-53cm	51-61cm	58-68cm	68-78cm
D	38-48cm	46-56cm	53-63cm	63-73cm

		Black				
Left	Regular	1401-TCR-L	1402-TCR-L	1403-TCR-L	1404-TCR-L	
	Tall	1401-TCT-L	1402-TCT-L	1403-TCT-L	1404-TCT-L	
Right	Regular	1401-TCR-R	1402-TCR-R	1403-TCR-R	1404-TCR-R	
	Tall	1401-TCT-R	1402-TCT-R	1403-TCT-R	1404-TCT-R	
		Beige				
Left	Regular	1411-TCR-L	1412-TCR-L	1413-TCR-L	1414-TCR-L	
	Tall	1411-TCT-L	1412-TCT-L	1413-TCT-L	1414-TCT-L	
Right	Regular	1411-TCR-R	1412-TCR-R	1413-TCR-R	1414-TCR-R	
	Tall	1411-TCT-R	1412-TCT-R	1413-TCT-R	1414-TCT-R	

Compreflex Standard Knee Size Chart (C1-D)

	Small	Medium	Large	X Large
D	38-48	46-56	53-63	58-73
C1	29-39	34-44	39-49	44-65
Black	1401-KP	1402-KP	1403-KP	1404-KP
Beige	1411-KP	1412-KP	1413-KP	1414-KP



Patient Name:	Contact Name:
Account Name:	Account #:
Account Phone #:	P.O. #:
Ship Name & Address:	Date:

Product Information

Product includes one Coolflex Standard Calf and one pair of non-compressive Basic Liners.

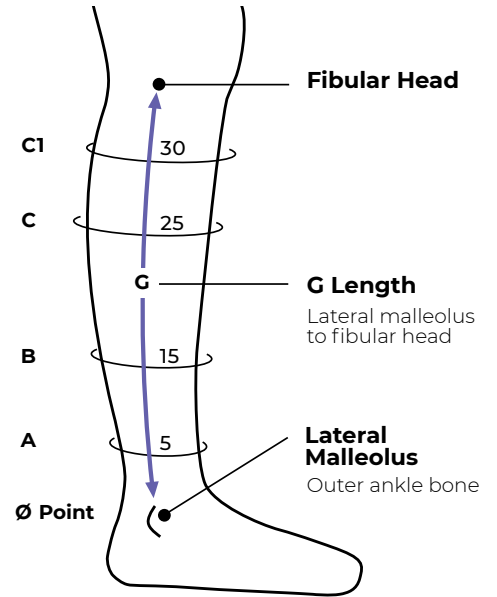
<input type="checkbox"/> Right Leg	Size:	Item #:
Color: Black	Length:	Quantity:
<input type="checkbox"/> Left Leg	Size:	Item #:
Color: Black	Length:	Quantity:

Note: Liner and foot compression options available, each sold separately.

Circumference

Left Right

C1	_____	_____
C	_____	_____
B	_____	_____
A	_____	_____
G Length Regular: 30–35.9cm Tall: 36–42cm		
G	_____	_____



Coolflex Standard Calf Size Chart (A–C1)

(Available in Black Only)

	Small	Small Max	Medium / Large	Medium / Large Max	X Large / XX Large
C1	28–39cm	35–50cm	34–50cm	45–64cm	45–64cm
C	28–39cm	35–50cm	34–50cm	45–64cm	45–64cm
B	23–33cm	27–38cm	29–43cm	35–49cm	37–54cm
A	16–26cm	16–26cm	23–33cm	23–33cm	30–42cm

		Black				
Left	Regular	2101-NF-BKR-L	2101-NF-BMR-L	2103-NF-BKR-L	2103-NF-BMR-L	2105-NF-BKR-L
	Tall	2101-NF-BKT-L	2101-NF-BMT-L	2103-NF-BKT-L	2103-NF-BMT-L	2105-NF-BKT-L
Right	Regular	2101-NF-BKR-R	2101-NF-BMR-R	2103-NF-BKR-R	2103-NF-BMR-R	2105-NF-BKR-R
	Tall	2101-NF-BKT-R	2101-NF-BMT-R	2103-NF-BKT-R	2103-NF-BMT-R	2105-NF-BKT-R



us_orders@sigvaris.com | P: 800-322-7744 · F: 800-481-5488

Patient Name:	Contact Name:
Account Name:	Account #:
Account Phone #:	P.O. #:
Ship Name & Address:	Date:

Product Information

Product includes one Comprefit Standard Calf wrap, one Compreboot® Standard Foot wrap, and 1 pair of Basic Liners. The Compreboot Standard Foot wrap included matches the size of the Comprefit Standard Calf wrap selected. **Note:** If Compreboot needed is a different size, select the Comprefit Standard Calf with separate foot piece.

<input type="checkbox"/> Right Leg	Size:	Item #:
Color: <input type="checkbox"/> Black <input type="checkbox"/> Beige	Length:	Quantity:
<input type="checkbox"/> Left Leg	Size:	Item #:
Color: <input type="checkbox"/> Black <input type="checkbox"/> Beige	Length:	Quantity:

Companion Products (sold separately)

<input type="checkbox"/> Comprefit Strap Extender	Item #:
Color: <input type="checkbox"/> Black <input type="checkbox"/> Beige	Quantity:

Note: Liner and additional Compreboot options available, each sold separately.

Compreboot Standard Foot Size Chart (I-K)

	Small		Medium / Large		X Large / XX Large	
	Regular	Long	Regular	Long	Regular	Long
I	28-36cm	28-36cm	≤39cm	≤39cm	≤44cm	≤44cm
J	22-26cm	22-26cm	≤30cm	≤30cm	≤33cm	≤33cm
K	14-18cm	19-23cm	18-20cm	23-25cm	20-22cm	25-27cm
Black	1801-BTR	1801-BTL	1803-BTR	1803-BTL	1805-BTR	1805-BTL
Beige	1811-BTR	1811-BTL	1813-BTR	1813-BTL	1815-BTR	1815-BTL

Comprefit Strap Extender Chart

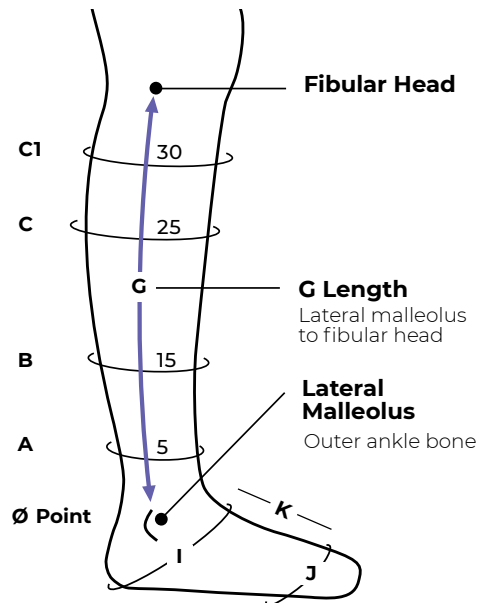
	1 Strap	10 Straps
Black	1100-SE1	1100-SEB
Beige	1110-SE1	1110-SEB

Circumference

	Left	Right
C1	_____	_____
C	_____	_____
B	_____	_____
A	_____	_____
I	_____	_____
J	_____	_____

G Length
 Regular: 30-35.9cm
 Tall: 36-42cm

G	_____	_____
K	_____	_____



K: Measure medial length from heel to 1st metatarsal head

Comprefit Standard Calf Regular Size Chart (A-C1)

	Small	Medium	Large	X Large	XX Large
	Regular				
C1	29-39cm	34-44cm	39-49cm	48-58cm	55-65cm
C	29-39cm	34-44cm	39-49cm	48-58cm	55-65cm
B	24-34cm	29-39cm	33-43cm	41-51cm	44-55cm
A	20-29cm	21-30cm	25-36cm	32-42cm	33-43cm
Black	1101-BKR	1102-BKR	1103-BKR	1104-BKR	1105-BKR
Beige	1111-BKR	1112-BKR	1113-BKR	1114-BKR	1115-BKR

Comprefit Standard Calf Tall Size Chart (A-C1)

	Small Tall	Medium Tall	Large Tall	X Large Tall	XX Large Tall
	Tall				
C1	29-39cm	34-44cm	39-49cm	48-58cm	55-65cm
C	26-36cm	31-41cm	35-45cm	44-54cm	50-60cm
B	21-31cm	25-35cm	30-40cm	36-46cm	40-50cm
A	20-29cm	21-30cm	25-36cm	32-42cm	33-43cm
Black	1101-BKT	1102-BKT	1103-BKT	1104-BKT	1105-BKT
Beige	1111-BKT	1112-BKT	1113-BKT	1114-BKT	1115-BKT



us_orders@sigvaris.com | P: 800-322-7744 · F: 800-481-5488

Patient Name:	Contact Name:
Account Name:	Account #:
Account Phone #:	P.O. #:
Ship Name & Address:	Date:

Product Information

Product includes one Comprefit Standard Calf and one pair of non-compressive Basic Liners.

<input type="checkbox"/> Right Calf	Size:	Item #:
Color: <input type="checkbox"/> Black <input type="checkbox"/> Beige	Length:	Quantity:
<input type="checkbox"/> Left Calf	Size:	Item #:
Color: <input type="checkbox"/> Black <input type="checkbox"/> Beige	Length:	Quantity:

Companion Products (sold separately)

<input type="checkbox"/> Comprefit Strap Extender	Size:	Item #:
Color: <input type="checkbox"/> Black <input type="checkbox"/> Beige	Quantity:	

Note: Liner and Compreboot® options available, each sold separately.

Comprefit Strap Extender Chart

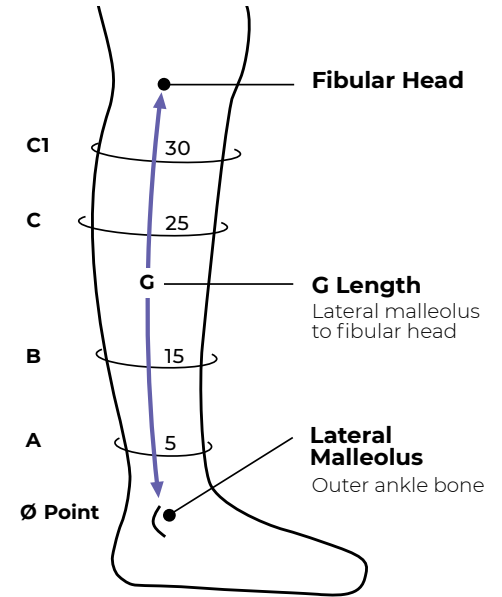
	1 Strap	10 Straps
Black	1100-SE1	1100-SEB
Beige	1110-SE1	1110-SEB

Circumference

Left Right

C1	_____	_____
C	_____	_____
B	_____	_____
A	_____	_____
G	_____	_____

G Length
Regular: 30–35.9cm
Tall: 36–42cm



Comprefit Standard Calf Regular Size Chart (A–C1)

	Small	Medium	Large	X Large	XX Large	
Regular	C1	29–39cm	34–44cm	39–49cm	48–58cm	55–65cm
	C	29–39cm	34–44cm	39–49cm	48–58cm	55–65cm
	B	24–34cm	29–39cm	33–43cm	41–51cm	44–55cm
	A	20–29cm	21–30cm	25–36cm	32–42cm	33–43cm
	Black	1101-NF-BKR	1102-NF-BKR	1103-NF-BKR	1104-NF-BKR	1105-NF-BKR
Beige	1111-NF-BKR	1112-NF-BKR	1113-NF-BKR	1114-NF-BKR	1115-NF-BKR	

Comprefit Standard Calf Tall Size Chart (A–C1)

	Small Tall	Medium Tall	Large Tall	X Large Tall	XX Large Tall	
Tall	C1	29–39cm	34–44cm	39–49cm	48–58cm	55–65cm
	C	26–36cm	31–41cm	35–45cm	44–54cm	50–60cm
	B	21–31cm	25–35cm	30–40cm	36–46cm	40–50cm
	A	20–29cm	21–30cm	25–36cm	32–42cm	33–43cm
	Black	1101-NF-BKT	1102-NF-BKT	1103-NF-BKT	1104-NF-BKT	1105-NF-BKT
Beige	1111-NF-BKT	1112-NF-BKT	1113-NF-BKT	1114-NF-BKT	1115-NF-BKT	



us_orders@sigvaris.com | P: 800-322-7744 · F: 800-481-5488

Patient Name:	Contact Name:
Account Name:	Account #:
Account Phone #:	P.O. #:
Ship Name & Address:	Date:

Product Information

Product includes one Comprefit Standard Calf wrap, one flat foam liner, one Compreboot® Standard Foot wrap, and 1 pair of Basic Liners. The Compreboot Standard Foot wrap included matches in size of the Comprefit Standard Calf wrap selected. **Note:** If Compreboot needed is a different size, select the Comprefit Plus Calf with separate foot piece.

<input type="checkbox"/> Right Leg	Size:	Item #:
Color: Black	Length:	Quantity:
<input type="checkbox"/> Left Leg	Size:	Item #:
Color: Black	Length:	Quantity:

Companion Products (sold separately)

<input type="checkbox"/> Comprefit Strap Extender	Item #:
Color: <input type="checkbox"/> Black	Quantity:

Note: Liner and additional Compreboot options available, each sold separately.

Compreboot Standard Foot Size Chart (I-K)

	Small		Medium / Large		X Large / XX Large	
	Regular	Long	Regular	Long	Regular	Long
I	28-36cm	28-36cm	≤39cm	≤39cm	≤44cm	≤44cm
J	22-26cm	22-26cm	≤30cm	≤30cm	≤33cm	≤33cm
K	14-18cm	19-23cm	18-20cm	23-25cm	20-22cm	25-27cm
Black	1801-BTR	1801-BTL	1803-BTR	1803-BTL	1805-BTR	1805-BTL

Comprefit Strap Extender Chart

	1 Strap	10 Straps
Black	1100-SE1	1100-SEB

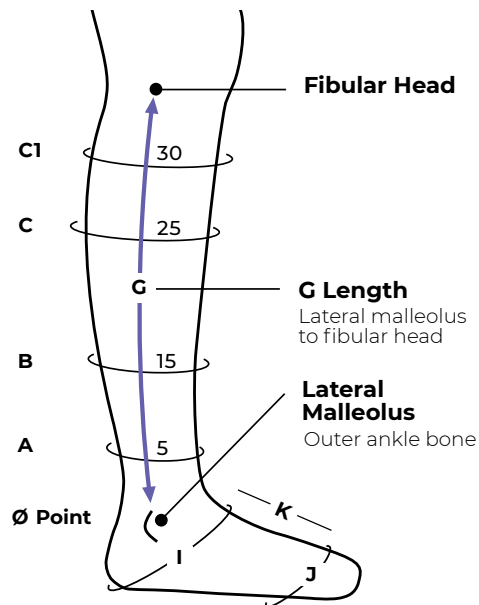
Circumference

Left Right

C1	_____	_____
C	_____	_____
B	_____	_____
A	_____	_____
I	_____	_____
J	_____	_____

G Length
Regular: 30-35.9cm
Tall: 36-42cm

G	_____	_____
K	_____	_____



K: Measure medial length from heel to 1st metatarsal head

Comprefit Standard Calf Regular Size Chart (A-C1)

Regular		Small	Medium	Large	X Large	XX Large
	C1	24-34cm	29-39cm	34-44cm	43-53cm	50-60cm
C	24-34cm	29-39cm	34-44cm	43-53cm	50-60cm	
B	19-29cm	24-34cm	28-38cm	36-46cm	39-50cm	
A	15-24cm	16-25cm	20-31cm	27-37cm	28-38cm	
Black	1101-BPR	1102-BPR	1103-BPR	1104-BPR	1105-BPR	

Comprefit Standard Calf Tall Size Chart (A-C1)

Tall		Small Tall	Medium Tall	Large Tall	X Large Tall	XX Large Tall
	C1	24-34cm	29-39cm	34-44cm	43-53cm	50-60cm
C	21-31cm	26-36cm	30-40cm	39-49cm	45-55cm	
B	16-26cm	20-30cm	25-35cm	31-41cm	35-45cm	
A	15-24cm	16-25cm	20-31cm	27-37cm	28-38cm	
Black	1101-BPT	1102-BPT	1103-BPT	1104-BPT	1105-BPT	

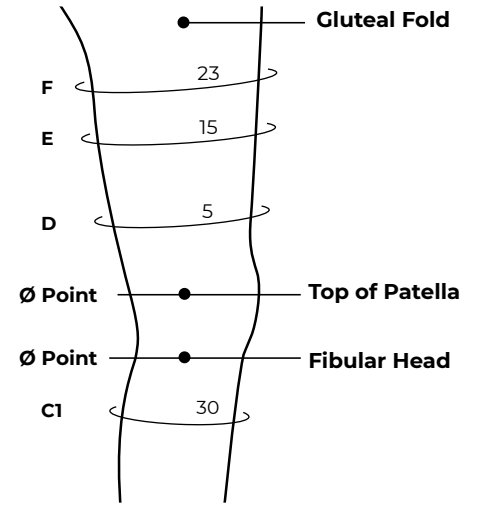


us_orders@sigvaris.com | P: 800-322-7744 · F: 800-481-5488

Patient Name:	Contact Name:
Account Name:	Account #:
Account Phone #:	P.O. #:
Ship Name & Address:	Date:

Circumference

	Left	Right
F	_____	_____
E	_____	_____
D	_____	_____
C1	_____	_____



Product Information

Product includes one Comprefit Standard Thigh wrap, one pair of Cotton Liners, and one Belt and Hip attachment.

<input type="checkbox"/> Right Thigh	Size:	Item #:
Color: <input type="checkbox"/> Black <input type="checkbox"/> Beige	Quantity:	

<input type="checkbox"/> Left Thigh	Size:	Item #:
Color: <input type="checkbox"/> Black <input type="checkbox"/> Beige	Quantity:	

Companion Products (sold separately)

<input type="checkbox"/> Compreknee® Standard	Color: <input type="checkbox"/> Black <input type="checkbox"/> Beige
Size: _____	Item #: _____
Size: _____	Quantity: _____

<input type="checkbox"/> Compreknee Standard Extend	Color: <input type="checkbox"/> Black <input type="checkbox"/> Beige
Size: _____	Item #: _____
Size: _____	Quantity: _____

<input type="checkbox"/> Compreflex® Standard Knee	Color: <input type="checkbox"/> Black <input type="checkbox"/> Beige
Size: _____	Item #: _____
Size: _____	Quantity: _____

Compreflex Standard Knee Size Chart (C1-D)

	Small	Medium	Large	X Large
D	38-48	46-56	53-63	58-73
C1	29-39	34-44	39-49	44-65
Black	1401-KP	1402-KP	1403-KP	1404-KP
Beige	1411-KP	1412-KP	1413-KP	1414-KP

Comprefit Standard Thigh Size Chart (D-F)

	Small	Medium	Large	X Large
F	48-58cm	56-66cm	64-74cm	74-84cm
E	43-53cm	51-61cm	58-68cm	68-78cm
D	38-48cm	46-56cm	53-63cm	63-73cm
Black	1101-TC	1102-TC	1103-TC	1104-TC
Beige	1111-TC	1112-TC	1113-TC	1114-TC

Compreknee Size Chart (C1-D)

	Small	Medium	Large / X Large
D	38-48	46-56	53-73
C1	29-39	34-44	39-65

Standard (Closed Patella)

Black	1101-KP	1102-KP	1103-KP
Beige	1111-KP	1112-KP	1113-KP

Standard Extend (Open Patella)

Black	1101-KP-OP	1102-KP-OP	1103-KP-OP
Beige	1111-KP-OP	1112-KP-OP	1113-KP-OP



us_orders@sigvaris.com | P: 800-322-7744 · F: 800-481-5488

Patient Name:	Contact Name:
Account Name:	Account #:
Account Phone #:	P.O. #:
Ship Name & Address:	Date:

Circumference

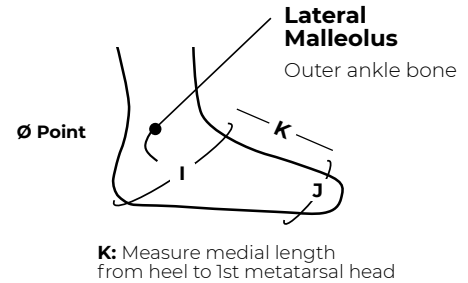
Left Right

I _____

J _____

Length

K _____



Product Information

Compreboot® Lite Foot Right
Color: Black Size: Item #: Quantity:

Compreboot Lite Foot Left
Color: Black Size: Item #: Quantity:

Compreboot Standard Foot Right Item #:
Color: Black Beige Size: Quantity:

Compreboot Standard Foot Left Item #:
Color: Black Beige Size: Quantity:

Compreboot Plus Foot Right
Color: Black Size: Item #: Quantity:

Compreboot Plus Foot Left
Color: Black Size: Item #: Quantity:

Measuring Instructions

Foot Size:

- I:** Measure circumference of ankle bend and heel
- J:** Measure circumference across metatarsal heads
- K:** Measure length from heel to 1st metatarsal head

Compreboot Lite Foot Size Chart (I-K)

(Available in Black Only)

	Small / Medium / Large		X Large / XX Large	
	Regular	Long	Regular	Long
I	28-36cm	28-36cm	≤44cm	≤44cm
J	22-26cm	22-26cm	≤33cm	≤33cm
K	14-18cm	19-23cm	20-22cm	25-27cm
Black	1803-BLR	1803-BLL	1805-BLR	1805-BLL

Compreboot Standard Foot Size Chart (I-K)

	Small		Medium / Large		X Large / XX Large	
	Regular	Long	Regular	Long	Regular	Long
I	28-36cm	28-36cm	≤39cm	≤39cm	≤44cm	≤44cm
J	22-26cm	22-26cm	≤30cm	≤30cm	≤33cm	≤33cm
K	14-18cm	19-23cm	18-20cm	23-25cm	20-22cm	25-27cm
Black	1801-BTR	1801-BTL	1803-BTR	1803-BTL	1805-BTR	1805-BTL
Beige	1811-BTR	1811-BTL	1813-BTR	1813-BTL	1815-BTR	1815-BTL

Compreboot Plus Foot Size Chart (I-K)

(Available in Black Only)

	Small		Medium / Large		X Large / XX Large	
	Regular	Long	Regular	Long	Regular	Long
I	28-36cm	28-34cm	≤39cm	≤39cm	≤44cm	≤44cm
J	22-26cm	22-25cm	≤30cm	≤28cm	≤33cm	≤33cm
K	14-18cm	19-23cm	18-20cm	23-25cm	20-22cm	25-27cm
Black	1801-BPR	1801-BPL	1803-BPR	1803-BPL	1805-BPR	1805-BPL



us_orders@sigvaris.com | P: 800-322-7744 · F: 800-481-5488

Patient Name:	Contact Name:
Account Name:	Account #:
Account Phone #:	P.O. #:
Ship Name & Address:	Date:

Product Information			
<input type="checkbox"/> Compreknee™ Standard	<input type="checkbox"/> Right	Item #:	
Color: <input type="checkbox"/> Black <input type="checkbox"/> Beige	Size:	Quantity:	
<input type="checkbox"/> Compreknee Standard Extend	<input type="checkbox"/> Left	Item #:	
Color: <input type="checkbox"/> Black <input type="checkbox"/> Beige	Size:	Quantity:	
<input type="checkbox"/> Compreknee Standard	<input type="checkbox"/> Right	Item #:	
Color: <input type="checkbox"/> Black <input type="checkbox"/> Beige	Size:	Quantity:	
<input type="checkbox"/> Compreknee Standard Extend	<input type="checkbox"/> Left	Item #:	
Color: <input type="checkbox"/> Black <input type="checkbox"/> Beige	Size:	Quantity:	
<input type="checkbox"/> Compreflex® Standard Knee	<input type="checkbox"/> Right	Item #:	
Color: <input type="checkbox"/> Black <input type="checkbox"/> Beige	Size:	Quantity:	
<input type="checkbox"/> Compreflex Standard Knee	<input type="checkbox"/> Left	Item #:	
Color: <input type="checkbox"/> Black <input type="checkbox"/> Beige	Size:	Quantity:	

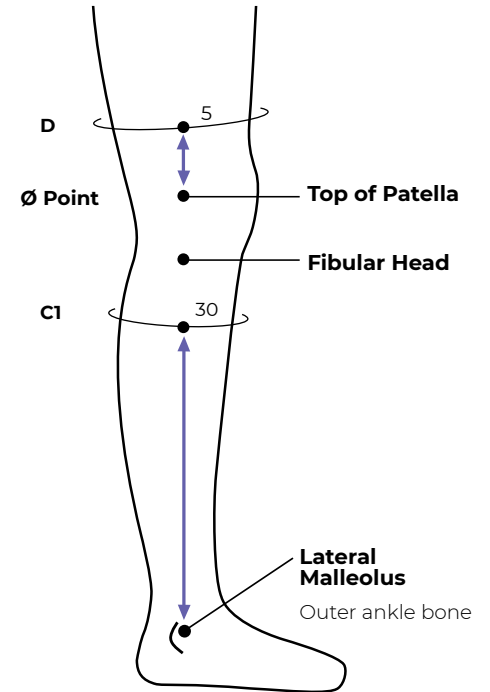
Compreflex Standard Knee Size Chart (C1-D)				
	Small	Medium	Large	X Large
D	38-48	46-56	53-63	58-73
C1	29-39	34-44	39-49	44-65
Black	1401-KP	1402-KP	1403-KP	1404-KP
Beige	1411-KP	1412-KP	1413-KP	1414-KP

Circumference

Left Right

D _____

C1 _____



Compreknee Size Chart (C1-D)

	Small	Medium	Large / X Large
D	38-48	46-56	53-73
C1	29-39	34-44	39-65

Standard (Closed Patella)

Black	1101-KP	1102-KP	1103-KP
Beige	1111-KP	1112-KP	1113-KP

Standard Extend (Open Patella)

Black	1101-KP-OP	1102-KP-OP	1103-KP-OP
Beige	1111-KP-OP	1112-KP-OP	1113-KP-OP



Patient Name:	Contact Name:
Account Name:	Account #:
Account Phone #:	P.O. #:
Ship Name & Address:	Date:

Circumference

Left Right

C _____

A _____

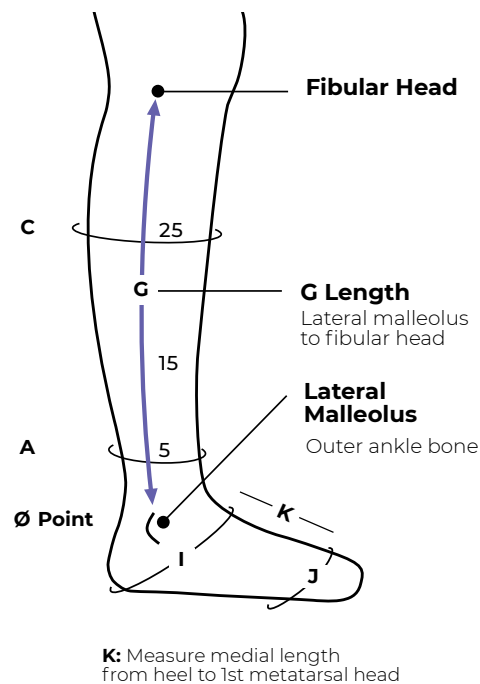
I _____

J _____

G Length
Regular: 30–33.9cm
Tall: 34–42cm

G _____

K _____



Product Information

Product includes one Compreflex Reduce Calf and one pair of Cotton Liners.

<input type="checkbox"/> Right Calf	Size:	Item #:
Color: <input type="checkbox"/> Black <input type="checkbox"/> Beige	Length:	Quantity:
<input type="checkbox"/> Left Calf	Size:	Item #:
Color: <input type="checkbox"/> Black <input type="checkbox"/> Beige	Length:	Quantity:

Companion Products (sold separately)

<input type="checkbox"/> Compreflex Reduce Foot	Color: <input type="checkbox"/> Black <input type="checkbox"/> Beige
Size:	Item #: Quantity:
Size:	Item #: Quantity:

Note: Compreboot® options available, each sold separately.

Measuring Instructions

Compreflex Reduce Calf:

Measure circumferences where indicated, beginning 5cm above the lateral malleolus (outer ankle bone), continuing to 25cm. Record in the corresponding lines A and C (Left/Right). Measure length from the lateral malleolus (outer ankle bone) to lateral aspect of the fibular head, and record in box G.

Compreflex Reduce Foot:

Measure circumference of ankle bend and heel and record on line I. Measure circumference across metatarsal heads and record on line J. Measure length on medial side of foot from heel to 1st metatarsal head and record on line K.

Compreflex Reduce Calf Size Chart (A–C)

	Range 1	Range 3
C	<65cm	<90cm
A	<55cm	<75cm
Black		
Regular	2401-BKR	2403-BKR
Tall	2401-BKT	2403-BKT
Beige		
Regular	2411-BKR	2413-BKR
Tall	2411-BKT	2413-BKT

Compreflex Reduce Foot Size Chart (I–K)

	Range 1	Range 3
I	30–44cm	39–54cm
J	24–33cm	30–43cm
K	16–25cm	20–27cm
Black		
	2801-BTL	2803-BTL
Beige		
	2811-BTL	2813-BTL

us_orders@sigvaris.com | P: 800-322-7744 · F: 800-481-5488

Patient Name:	Contact Name:
Account Name:	Account #:
Account Phone #:	P.O. #:
Ship Name & Address:	Date:

Circumference

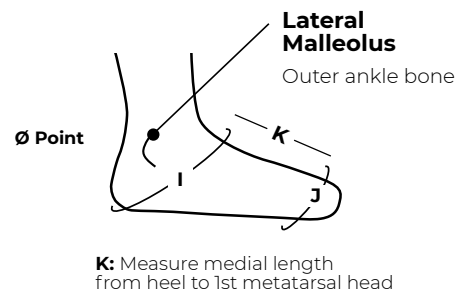
Left Right

I _____ _____

J _____ _____

Length

K _____ _____



Product Information

Product includes one Compreflex Reduce Foot.

<input type="checkbox"/> Right Foot	Size:	Item #:
Color: <input type="checkbox"/> Black <input type="checkbox"/> Beige		Quantity:
<input type="checkbox"/> Left Foot	Size:	Item #:
Color: <input type="checkbox"/> Black <input type="checkbox"/> Beige		Quantity:

Note: Compreflex Reduce Calf options available, each sold separately.

Compreflex Reduce Foot Size Chart (I-K)

	Range 1	Range 3
I	30-44cm	39-54cm
J	24-33cm	30-43cm
K	16-25cm	20-27cm
Black	2801-BTL	2803-BTL
Beige	2811-BTL	2813-BTL

Measuring Instructions

Compreflex Reduce Foot:

Measure circumference of ankle bend and heel and record on line I. Measure circumference across metatarsal heads and record on line J. Measure length on medial side of foot from heel to 1st metatarsal head and record on line K.



us_orders@sigvaris.com | P: 800-322-7744 · F: 800-481-5488

Patient Name:	Contact Name:
Account Name:	Account #:
Account Phone #:	P.O. #:
Ship Name & Address:	Date:

Circumference

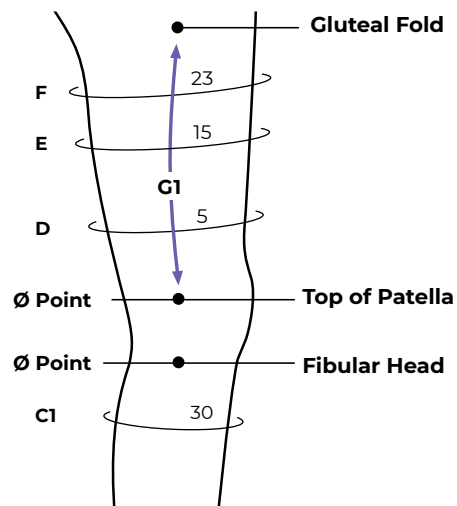
	Left	Right
F	_____	_____
E	_____	_____
D	_____	_____
C1	_____	_____

G1 Length

Regular: 20–24.9cm
Tall: 25–30cm

Top of patella to gluteal fold

G1 _____



Product Information

Product includes one Compreflex Reduce Thigh wrap, one pair of Cotton Liners, and one Belt and Hip attachment.

<input type="checkbox"/> Right Thigh	Size:	Item #:
Color: <input type="checkbox"/> Black <input type="checkbox"/> Beige	Length:	Quantity:
<input type="checkbox"/> Left Thigh	Size:	Item #:
Color: <input type="checkbox"/> Black <input type="checkbox"/> Beige	Length:	Quantity:

Companion Products (sold separately)

<input type="checkbox"/> Compreflex Reduce Knee	Color: <input type="checkbox"/> Black <input type="checkbox"/> Beige
Size:	Item #: Quantity:
Size:	Item #: Quantity:

Measuring Instructions

Compreflex Reduce Thigh:

Measure circumferences where indicated on the measurement chart, beginning 5cm above the top of patella and continue 23cm up the thigh, just below the gluteal fold. Record in the corresponding lines D and F. Measure length from the lateral aspect top of patella to the gluteal fold, and record in box G1.

Compreflex Reduce Knee:

Measure circumferences where indicated, beginning 5cm below the lateral aspect fibular head. Continue 5cm above the lateral aspect top of patella. Record in the corresponding lines C1 and D.

Compreflex Reduce Thigh Size Chart

		Range 1	Range 3
	F	<80cm	<125cm
	D	<65cm	<110cm
Black			
Left	Regular	2401-TCR-L	2403-TCR-L
	Tall	2401-TCT-L	2403-TCT-L
Right	Regular	2401-TCR-R	2403-TCR-R
	Tall	2401-TCT-R	2403-TCT-R
Beige			
Left	Regular	2411-TCR-L	2413-TCR-L
	Tall	2411-TCT-L	2413-TCT-L
Right	Regular	2411-TCR-R	2413-TCR-R
	Tall	2411-TCT-R	2413-TCT-R

Compreflex Reduce Knee Size Chart

		Range 1	Range 3
	D	<75cm	<115cm
	C1	<65cm	<90cm
Black		2401-KP	2403-KP
Beige		2411-KP	2413-KP



Patient Name:	Contact Name:
Account Name:	Account #:
Account Phone #:	P.O. #:
Ship Name & Address:	Date:

Product Information

Product includes one Chipsleeve Standard Calf & Foot, one pair of Cotton Liners, and one black Oversleeve.

<input type="checkbox"/> Right Leg	Size:	Item #:
Color: Black	Length:	Quantity:
<input type="checkbox"/> Left Leg	Size:	Item #:
Color: Black	Length:	Quantity:

Companion Products (sold separately)

Additional Oversleeve

Color Selection & Quantity:

<input type="checkbox"/> Black: _____	<input type="checkbox"/> Leopard: _____
<input type="checkbox"/> Navy: _____	<input type="checkbox"/> Tie Dye: _____
<input type="checkbox"/> Pink: _____	<input type="checkbox"/> Blue Horizon: _____

Circumference

Left Right

C1 _____

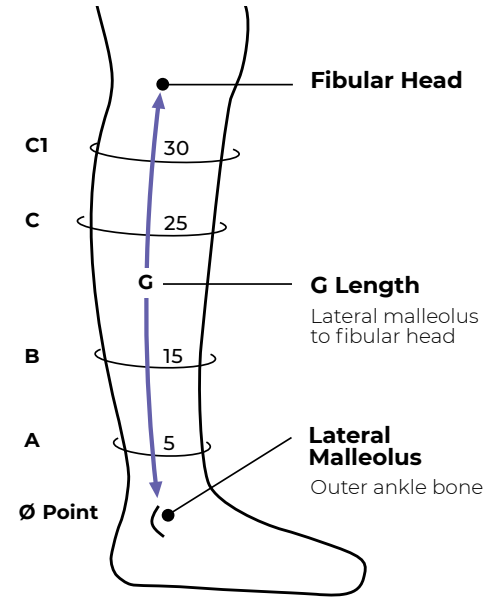
C _____

B _____

A _____

G Length
Regular: 30–35.9cm
Tall: 36–42cm

G _____



Chipsleeve Standard Calf Size Chart (A-C1)

(Available in Black Only)

	Small	Medium	Large	X Large	XX Large
C1	32–42cm	37–47cm	42–52cm	51–61cm	58–68cm
C	29–39cm	34–44cm	39–49cm	48–58cm	55–65cm
B	24–34cm	29–39cm	33–43cm	41–51cm	44–55cm
A	20–29cm	21–30cm	25–36cm	32–42cm	33–43cm
Black					
Regular	2631-BKR	2632-BKR	2633-BKR	2634-BKR	2635-BKR
Tall	2631-BKT	2632-BKT	2633-BKT	2634-BKT	2635-BKT

Oversleeve Calf & Foot Size Chart

Color	Small	Medium	Large	X Large	XX Large
Black	1801-BKR	1802-BKR	1803-BKR	1804-BKR	1805-BKR
Navy	1821-BKR	1822-BKR	1823-BKR	1824-BKR	1825-BKR
Pink	1841-BKR	1842-BKR	1843-BKR	1844-BKR	1845-BKR
Leopard	1851-BKR	1852-BKR	1853-BKR	1854-BKR	1855-BKR
Tie-Dye	1861-BKR	1862-BKR	1863-BKR	1864-BKR	1865-BKR
Blue Horizon	1871-BKR	1872-BKR	1873-BKR	1874-BKR	1875-BKR



us_orders@sigvaris.com | P: 800-322-7744 · F: 800-481-5488

Patient Name:	Contact Name:
Account Name:	Account #:
Account Phone #:	P.O. #:
Ship Name & Address:	Date:

Product Information

Product includes one Chipsleeve Full Leg, one pair of Cotton Liners, and one black Oversleeve.

<input type="checkbox"/> Right Leg	Size:	Item #:
Color: Black	Length:	Quantity:
<input type="checkbox"/> Left Leg	Size:	Item #:
Color: Black	Length:	Quantity:

Companion Products (sold separately)

Additional Oversleeve

Color Selection & Quantity:

<input type="checkbox"/> Black: _____	<input type="checkbox"/> Leopard: _____
<input type="checkbox"/> Navy: _____	<input type="checkbox"/> Tie Dye: _____
<input type="checkbox"/> Pink: _____	<input type="checkbox"/> Blue Horizon: _____

Oversleeve Full Leg Size Chart

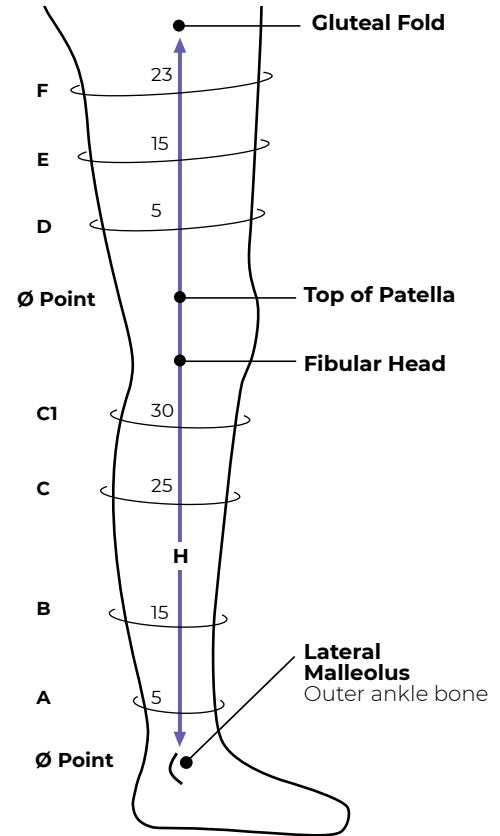
Color	Small	Medium	Large	X Large
Black	1801-THR	1802-THR	1803-THR	1804-THR
Navy	1821-THR	1822-THR	1823-THR	1824-THR
Pink	1841-THR	1842-THR	1843-THR	1844-THR
Leopard	1851-THR	1852-THR	1853-THR	1854-THR
Tie-Dye	1861-THR	1862-THR	1863-THR	1864-THR
Blue Horizon	1871-THR	1872-THR	1873-THR	1874-THR

Circumference

Left Right

F	_____	_____
E	_____	_____
D	_____	_____
Ø Point	_____	_____
C1	_____	_____
C	_____	_____
B	_____	_____
A	_____	_____
H	_____	_____

H Length
Short: 61-70.9cm
Regular: 71-80.9cm
Tall: 81-91cm



Chipsleeve Full Leg Size Chart (A-F) (Available in Black Only)

	Small	Medium	Large	X Large
F	48-58cm	56-66cm	64-74cm	74-84cm
E	43-53cm	51-61cm	58-68cm	68-78cm
D	38-48cm	46-56cm	53-63cm	63-73cm
C1	32-42cm	37-47cm	42-52cm	51-61cm
C	29-39cm	34-44cm	39-49cm	48-58cm
B	24-34cm	29-39cm	33-43cm	41-51cm
A	20-29cm	21-30cm	25-36cm	32-42cm

		Black			
		Left			
Left	Short	2631-THS-L	2632-THS-L	2633-THS-L	2634-THS-L
	Regular	2631-THR-L	2632-THR-L	2633-THR-L	2634-THR-L
	Tall	2631-THT-L	2632-THT-L	2633-THT-L	2634-THT-L
Right	Short	2631-THS-R	2632-THS-R	2633-THS-R	2634-THS-R
	Regular	2631-THR-R	2632-THR-R	2633-THR-R	2634-THR-R
	Tall	2631-THT-R	2632-THT-R	2633-THT-R	2634-THT-R



Patient Name:	Contact Name:
Account Name:	Account #:
Account Phone #:	P.O. #:
Ship Name & Address:	Date:

Product Information

Product includes one Medaform Standard Calf, one Compreboot® Plus Foot wrap, and one pair of Basic Liners. Indicate below the required Compreboot Plus Foot size.

<input type="checkbox"/> Right Leg	Size:	Item #:
Color: Blue & Black	Length:	Quantity:
<input type="checkbox"/> Right Foot	Size:	Item #:
Color: Black	Length:	Quantity:
<input type="checkbox"/> Left Leg	Size:	Item #:
Color: Blue & Black	Length:	Quantity:
<input type="checkbox"/> Left Foot	Size:	Item #:
Color: Black	Length:	Quantity:

Note: Liner and additional Compreboot options available, each sold separately.

Compreboot Plus Foot Size Chart (I-K) (Available in Black Only)

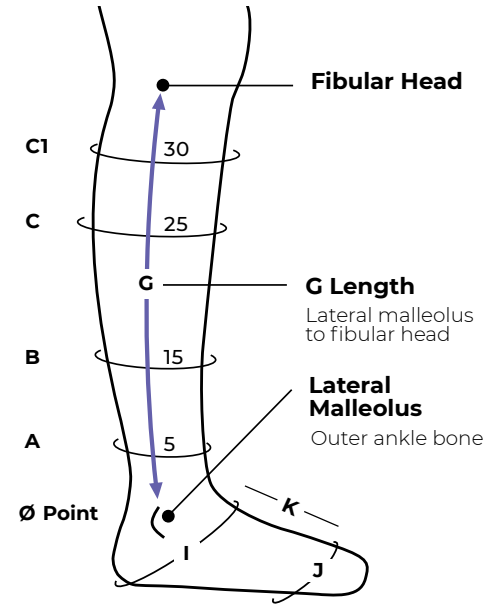
	Small		Medium / Large		X Large / XX Large	
	Regular	Long	Regular	Long	Regular	Long
I	28-36cm	28-34cm	≤39cm	≤39cm	≤44cm	≤44cm
J	22-26cm	22-25cm	≤30cm	≤28cm	≤33cm	≤33cm
K	14-18cm	19-23cm	18-20cm	23-25cm	20-22cm	25-27cm
Black	1801-BPR	1801-BPL	1803-BPR	1803-BPL	1805-BPR	1805-BPL

Circumference

	Left	Right
C1	_____	_____
C	_____	_____
B	_____	_____
A	_____	_____
I	_____	_____
J	_____	_____

G Length
 Short: 25-29.9cm
 Regular: 30-35.9cm
 Tall: 36-42cm

G	_____	_____
K	_____	_____



K: Measure medial length from heel to 1st metatarsal head

Medaform Standard Calf Size Chart (A-C1) (Available in Blue & Black Only)

	Small	Medium	Large	X Large	XX Large
C1	32-42cm	38-48cm	42-52cm	51-61cm	58-68cm
C	29-39cm	34-44cm	39-49cm	48-58cm	55-65cm
B	24-34cm	29-39cm	33-43cm	41-51cm	44-55cm
A	20-29cm	21-30cm	25-36cm	32-42cm	33-43cm

		Blue & Black				
		Short	Regular	Tall	Short	Regular
Left	Short	1201-BKS-L	1202-BKS-L	1203-BKS-L	1204-BKS-L	1205-BKS-L
	Regular	1201-BKR-L	1202-BKR-L	1203-BKR-L	1204-BKR-L	1205-BKR-L
	Tall	1201-BKT-L	1202-BKT-L	1203-BKT-L	1204-BKT-L	1205-BKT-L
Right	Short	1201-BKS-R	1202-BKS-R	1203-BKS-R	1204-BKS-R	1205-BKS-R
	Regular	1201-BKR-R	1202-BKR-R	1203-BKR-R	1204-BKR-R	1205-BKR-R
	Tall	1201-BKT-R	1202-BKT-R	1203-BKT-R	1204-BKT-R	1205-BKT-R



us_orders@sigvaris.com | P: 800-322-7744 · F: 800-481-5488

Patient Name:	Contact Name:
Account Name:	Account #:
Account Phone #:	P.O. #:
Ship Name & Address:	Date:

Product Information

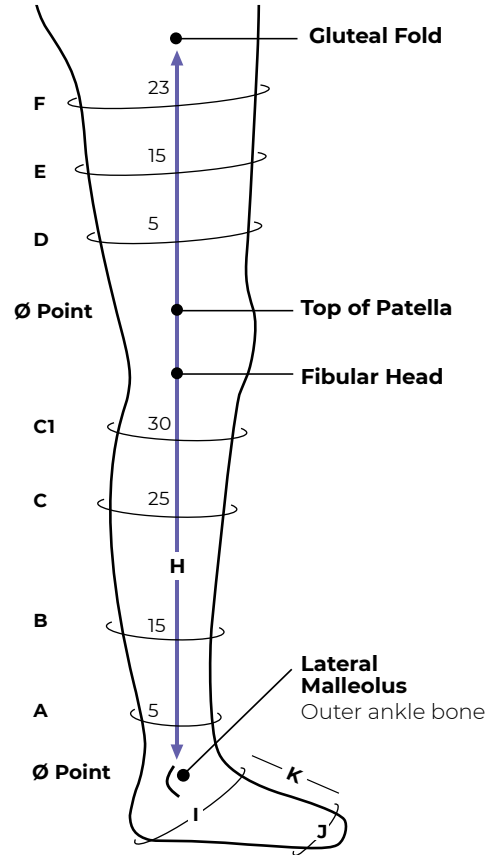
Product includes one Medaform Full Leg, one Compreboot® Plus Foot, and one pair of Cotton Liners. Indicate below the required Compreboot Plus Foot size.

<input type="checkbox"/> Right Leg	Size:	Item #:
Color: Blue & Black	Length:	Quantity:
<input type="checkbox"/> Right Foot	Size:	Item #:
Color: Black	Length:	Quantity:
<input type="checkbox"/> Left Leg	Size:	Item #:
Color: Blue & Black	Length:	Quantity:
<input type="checkbox"/> Left Foot	Size:	Item #:
Color: Black	Length:	Quantity:

Note: Liner and additional Compreboot options available, each sold separately.

Circumference

	Left	Right
F	_____	_____
E	_____	_____
D	_____	_____
C1	_____	_____
C	_____	_____
B	_____	_____
A	_____	_____
I	_____	_____
J	_____	_____
H	_____	_____
K	_____	_____



H Length
Short: 61-70.9cm
Regular: 71-80.9cm
Tall: 81-91cm

K: Measure medial length from heel to 1st metatarsal head

Compreboot Plus Foot Size Chart (I-K)

(Available in Black Only)

	Small		Medium / Large		X Large / XX Large	
	Regular	Long	Regular	Long	Regular	Long
I	28-36cm	28-34cm	≤39cm	≤39cm	≤44cm	≤44cm
J	22-26cm	22-25cm	≤30cm	≤28cm	≤33cm	≤33cm
K	14-18cm	19-23cm	18-20cm	23-25cm	20-22cm	25-27cm
Black	1801-BPR	1801-BPL	1803-BPR	1803-BPL	1805-BPR	1805-BPL

Medaform Full Leg Size Chart (A-F)

(Available in Blue & Black Only)

	Small	Small Max	Medium	Medium Max	Large	Large Max	X Large
F	48-58cm	56-66cm	56-66cm	64-74cm	64-74cm	74-84cm	74-84cm
E	43-53cm	51-61cm	51-61cm	58-68cm	58-68cm	68-78cm	68-78cm
D	38-48cm	46-56cm	46-56cm	53-63cm	53-63cm	63-73cm	63-73cm
C1	32-42cm		37-47cm		42-52cm		51-61cm
C	29-39cm		34-44cm		39-49cm		48-58cm
B	24-34cm		29-39cm		33-43cm		41-51cm
A	20-29cm		21-30cm		25-36cm		32-42cm

		Blue & Black						
Left	Short	1201-THS-L	1201-TMS-L	1202-THS-L	1202-TMS-L	1203-THS-L	1203-TMS-L	1204-THS-L
	Regular	1201-THR-L	1201-TMR-L	1202-THR-L	1202-TMR-L	1203-THR-L	1203-TMR-L	1204-THR-L
	Tall	1201-THT-L	1201-TMT-L	1202-THT-L	1202-TMT-L	1203-THT-L	1203-TMT-L	1204-THT-L
Right	Short	1201-THS-R	1201-TMS-R	1202-THS-R	1202-TMS-R	1203-THS-R	1203-TMS-R	1204-THS-R
	Regular	1201-THR-R	1201-TMR-R	1202-THR-R	1202-TMR-R	1203-THR-R	1203-TMR-R	1204-THR-R
	Tall	1201-THT-R	1201-TMT-R	1202-THT-R	1202-TMT-R	1203-THT-R	1203-TMT-R	1204-THT-R

A PDF of this order form can be found online at: sigvaris.group/mceforms or scan here:



us_orders@sigvaris.com | P: 800-322-7744 · F: 800-481-5488

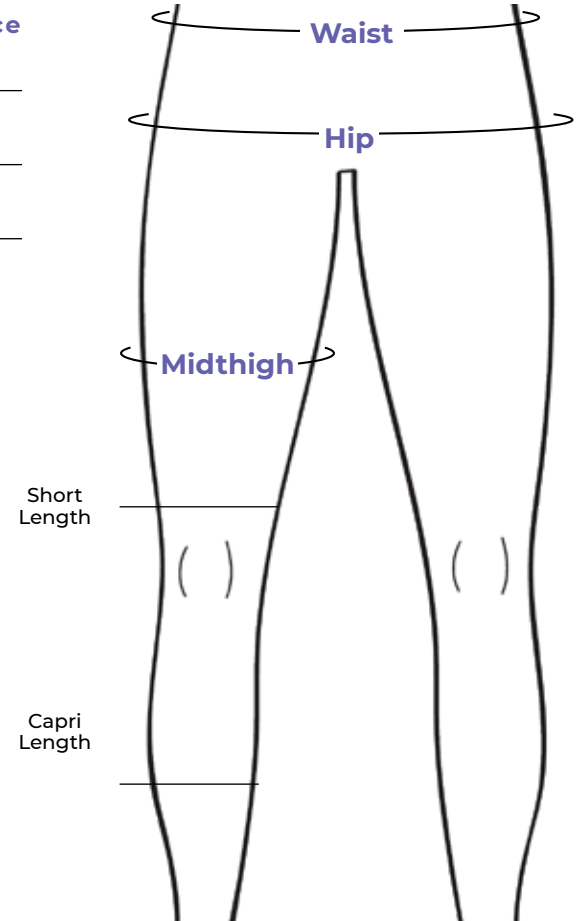
Patient Name:	Contact Name:
Account Name:	Account #:
Account Phone #:	P.O. #:
Ship Name & Address:	Date:

Circumference

Waist _____

Hip _____

Midthigh _____



Product Information

Product includes one Compresshort.

<input type="checkbox"/> Short Length	Size:	Item #:
Color: Black	Quantity:	
<input type="checkbox"/> Capri Length	Size:	Item #:
Color: Black	Quantity:	

Caution: Elastic band on size 2XL and larger contains natural rubber latex.

Compresshort Sizing Chart (Waist, Hip, Midthigh)
(Available in Black Only)

	Waist	Hip	Midthigh	Product SKU (Short)	Product SKU (Capri)
Small	69–76cm	84–91cm	41–46cm	1301-CS	1301-CP
Small Max	76–86cm	91–102cm	41–46cm	1301-CM	1301-CPM
Medium	76–86cm	91–102cm	46–53cm	1302-CS	1302-CP
Medium Max	86–97cm	102–112cm	46–53cm	1302-CM	1302-CPM
Large	86–97cm	102–112cm	53–61cm	1303-CS	1303-CP
Large Max	97–112cm	112–127cm	53–61cm	1303-CM	1303-CPM
X Large	97–112cm	112–127cm	61–71cm	1304-CS	1304-CP
X Large Max	112–132cm	127–147cm	61–71cm	1304-CM	1304-CPM
2X Large	112–132cm	127–147cm	71–81cm	1305-CS	1305-CP
2X Large Max	132–152cm	147–168cm	71–81cm	1305-CM	1305-CPM
3X Large	132–152cm	147–168cm	81–91cm	1306-CS	1306-CP
3X Large Max	152–172cm	168–188cm	81–91cm	1306-CM	1306-CPM
4X Large	152–172cm	168–188cm	91–101cm	1307-CS	1307-CP
4X Large Max	172–193cm	188–208cm	91–101cm	1307-CM	1307-CPM
5X Large	172–193cm	188–208cm	101–112cm	1308-CS	1308-CP

Note: Custom sizes available.



us_orders@sigvaris.com | P: 800-322-7744 · F: 800-481-5488

Patient Name:	Contact Name:
Account Name:	Account #:
Account Phone #:	P.O. #:
Ship Name & Address:	Date:

Product Information

Product includes one Chipsleeve Standard Arm, one pair of Cotton Liners, and one black Oversleeve.

<input type="checkbox"/> Right Arm	Size:	Item #:
Color: Black	Length:	Quantity:
<input type="checkbox"/> Left Arm	Size:	Item #:
Color: Black	Length:	Quantity:

Companion Products (sold separately)

Additional Oversleeve

Color Selection & Quantity:

<input type="checkbox"/> Black: _____	<input type="checkbox"/> Leopard: _____
<input type="checkbox"/> Navy: _____	<input type="checkbox"/> Tie Dye: _____
<input type="checkbox"/> Pink: _____	<input type="checkbox"/> Blue Horizon: _____

Oversleeve Arm Size Chart

Color	Small	Medium	Large	X Large	XX Large
Black	1801-ARR	1802-ARR	1803-ARR	1804-ARR	1805-ARR
Navy	1821-ARR	1822-ARR	1823-ARR	1824-ARR	1825-ARR
Pink	1841-ARR	1842-ARR	1843-ARR	1844-ARR	1845-ARR
Leopard	1851-ARR	1852-ARR	1853-ARR	1854-ARR	1855-ARR
Tie-Dye	1861-ARR	1862-ARR	1863-ARR	1864-ARR	1865-ARR
Blue Horizon	1871-ARR	1872-ARR	1873-ARR	1874-ARR	1875-ARR

Note: Available in custom sizes

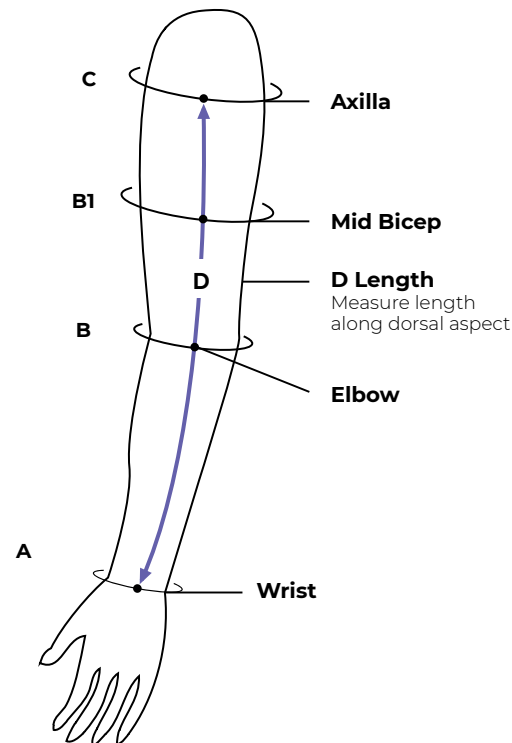
Circumference

	Left	Right
C	_____	_____
BI	_____	_____
B	_____	_____
A	_____	_____

D Length
 Short: 38–42.9cm
 Regular: 43–47.9cm
 Long: 48–53cm

Measure length along dorsal aspect

D _____



Chipsleeve Standard Arm Size Chart (A–C)

(Available in Black Only)

	Small	Medium	Large	X Large	XX Large
C	23–32cm	28–37cm	33–43cm	39–49cm	44–54cm
BI	22–30cm	26–34cm	30–39cm	35–44cm	39–49cm
B	20–27cm	24–31cm	28–35cm	32–39cm	36–43cm
A	14–17cm	15–18cm	16–19cm	18–20cm	19–22cm

Left					
Short	2631-ARS-L	2632-ARS-L	2633-ARS-L	2634-ARS-L	2635-ARS-L
Regular	2631-ARR-L	2632-ARR-L	2633-ARR-L	2634-ARR-L	2635-ARR-L
Long	2631-ARL-L	2632-ARL-L	2633-ARL-L	2634-ARL-L	2635-ARL-L

Right					
Short	2631-ARS-R	2632-ARS-R	2633-ARS-R	2634-ARS-R	2635-ARS-R
Regular	2631-ARR-R	2632-ARR-R	2633-ARR-R	2634-ARR-R	2635-ARR-R
Long	2631-ARL-R	2632-ARL-R	2633-ARL-R	2634-ARL-R	2635-ARL-R



Patient Name:	Contact Name:
Account Name:	Account #:
Account Phone #:	P.O. #:
Ship Name & Address:	Date:

Product Information

Product includes one Medaform, one Medahand®, one Unistrap, one Donning Loop, and one pair of Cotton Liners. **Note:** Unless size is specified, the Medahand included will match the size of the Medaform selected.

<input type="checkbox"/> Right Arm	Size:	Item #:
Color: Blue & Black	Length:	Quantity
<input type="checkbox"/> Right Hand	Size:	Item #:
Color: Black	Length:	Quantity
<input type="checkbox"/> Left Arm	Size:	Item #:
Color: Blue & Black	Length:	Quantity
<input type="checkbox"/> Left Hand	Size:	Item #:
Color: Black	Length:	Quantity

Companion Products (sold separately)

<input type="checkbox"/> Medaglove® Glove	Size:	Item #:
<input type="checkbox"/> Right <input type="checkbox"/> Left	Length:	Quantity
<input type="checkbox"/> Dorsal Pocket Glove®	Size:	Item #:
<input type="checkbox"/> Right <input type="checkbox"/> Left	Length:	Quantity

Hand Size Chart (A-E) (Available in Black Only)

	Small	Medium	Large	X Large
E	15-19cm	19-22cm	22-26cm	26-29cm
A	14-20cm	16-22cm	18-24cm	20-26cm
Black	Medahand			
Right	1201-HDR-R	1202-HDR-R	1203-HDR-R	1204-HDR-R
Left	1201-HDR-L	1202-HDR-L	1203-HDR-L	1204-HDR-L
Black	Medaglove			
Right	1201-GLR-R	1202-GLR-R	1203-GLR-R	1204-GLR-R
Left	1201-GLR-L	1202-GLR-L	1203-GLR-L	1204-GLR-L
Black	Dorsal Pocket Glove			
Right	1201-DGR-R	1202-DGR-R	1203-DGR-R	1204-DGR-R
Left	1201-DGR-L	1202-DGR-L	1203-DGR-L	1204-DGR-L

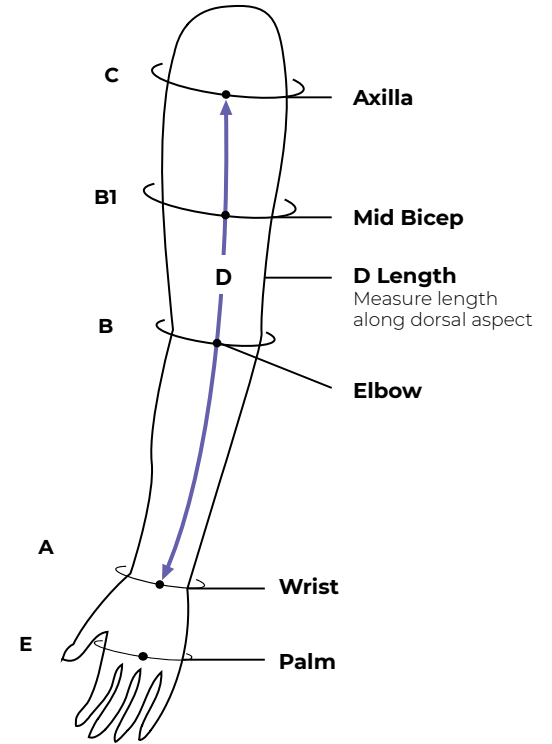
Circumference

Left Right

C	_____	_____
B1	_____	_____
B	_____	_____
A	_____	_____
E	_____	_____
D	_____	_____

D Length
Short: 38-42.9cm
Regular: 43-47.9cm
Long: 48-53cm

Measure length along dorsal aspect



Medaform Arm Size Chart (A-E) (Available in Blue & Black Only)

	Small	Medium	Large	X Large
C	23-32cm	28-37cm	33-43cm	39-49cm
B1	22-30cm	26-34cm	30-39cm	35-44cm
B	20-27cm	24-31cm	28-35cm	32-39cm
A	14-17cm	15-18cm	16-19cm	18-20cm

		Blue & Black			
Left	Short	1201-ARS-L	1202-ARS-L	1203-ARS-L	1204-ARS-L
	Regular	1201-ARR-L	1202-ARR-L	1203-ARR-L	1204-ARR-L
	Long	1201-ARL-L	1202-ARL-L	1203-ARL-L	1204-ARL-L
Right	Short	1201-ARS-R	1202-ARS-R	1203-ARS-R	1204-ARS-R
	Regular	1201-ARR-R	1202-ARR-R	1203-ARR-R	1204-ARR-R
	Long	1201-ARL-R	1202-ARL-R	1203-ARL-R	1204-ARL-R



us_orders@sigvaris.com | P: 800-322-7744 · F: 800-481-5488

Patient Name:	Contact Name:
Account Name:	Account #:
Account Phone #:	P.O. #:
Ship Name & Address:	Date:

Product Information

Product includes one Compreflex Standard Arm and one pair of Cotton Liners.

<input type="checkbox"/> Right Arm	Size:	Item #:
Color: <input type="checkbox"/> Black <input type="checkbox"/> Beige	Length:	Quantity:
<input type="checkbox"/> Left Arm	Size:	Item #:
Color: <input type="checkbox"/> Black <input type="checkbox"/> Beige	Length:	Quantity:

Companion Products (sold separately)

<input type="checkbox"/> Dorsal Pocket Glove®	Size:	Item #:
<input type="checkbox"/> Right Hand	Quantity:	
<input type="checkbox"/> Dorsal Pocket Glove	Size:	Item #:
<input type="checkbox"/> Left Hand	Quantity:	

Dorsal Pocket Glove Size Chart (A-E)

(Available in Black Only)

	Small	Medium	Large	X Large
E	15-19cm	19-22cm	22-26cm	26-29cm
A	14-20cm	16-22cm	18-24cm	20-26cm
Black				
Right	1201-DGR-R	1202-DGR-R	1203-DGR-R	1204-DGR-R
Left	1201-DGR-L	1202-DGR-L	1203-DGR-L	1204-DGR-L

Circumference

Left Right

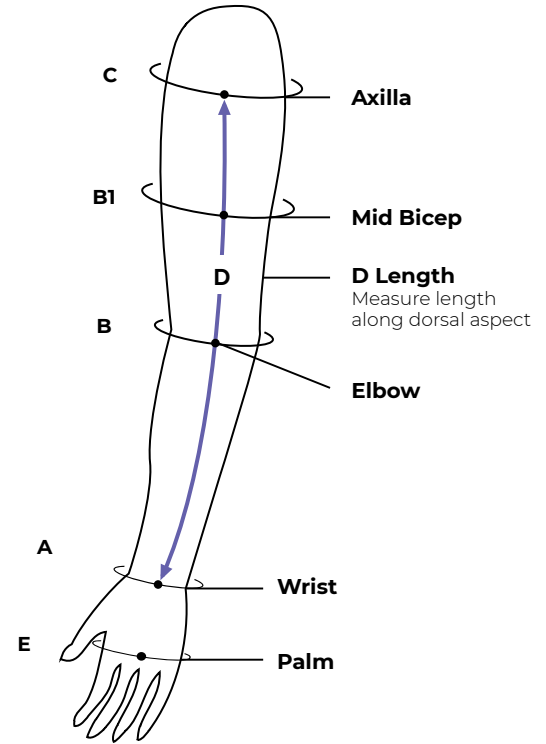
C	_____	_____
BI	_____	_____
B	_____	_____
A	_____	_____
E	_____	_____

D Length

Short: 38-42.9cm
 Regular: 43-47.9cm
 Long: 48-53cm

Measure length along dorsal aspect

D	_____	_____
---	-------	-------



Compreflex Standard Arm Size Chart (A-C)

	Small	Medium	Large	X Large
C	23-32cm	28-37cm	33-43cm	39-49cm
BI	22-30cm	26-34cm	30-39cm	35-44cm
B	20-27cm	24-31cm	28-35cm	32-39cm
A	14-19cm	15-20cm	16-21cm	18-23cm
Black				
Short	1401-ARS	1402-ARS	1403-ARS	1404-ARS
Regular	1401-ARR	1402-ARR	1403-ARR	1404-ARR
Long	1401-ARL	1402-ARL	1403-ARL	1404-ARL
Beige				
Short	1411-ARS	1412-ARS	1413-ARS	1414-ARS
Regular	1411-ARR	1412-ARR	1413-ARR	1414-ARR
Long	1411-ARL	1412-ARL	1413-ARL	1414-ARL



Patient Name:	Contact Name:
Account Name:	Account #:
Account Phone #:	P.O. #:
Ship Name & Address:	Date:

Product Information

Product includes one Comprevest.

<input type="checkbox"/> Comprevest	Cup Size:	Item #:
Color: <input type="checkbox"/> Black <input type="checkbox"/> White	Band Size:	Quantity:

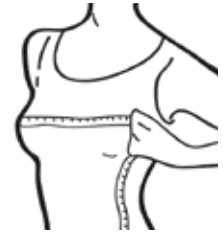
Companion Products (sold separately)

<input type="checkbox"/> Chip Pad Bra Half	Item #:
Color: <input type="checkbox"/> Black <input type="checkbox"/> White	Quantity:
<input type="checkbox"/> Chip Pad Bra Full	Item #:
Color: <input type="checkbox"/> Black <input type="checkbox"/> White	Quantity:
<input type="checkbox"/> Drain Tube Pocket	Item #:
Color: <input type="checkbox"/> Black	Quantity:

Caution: Elastic band contains natural rubber latex.

Step One

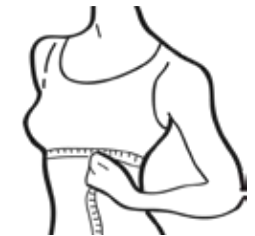
Measure the circumference in inches at the fullest part of bust.



Bust Size

Step Two

Measure the circumference in inches directly under the bust.



Band Size

Step Three

Determine the cup by subtracting the band from the bust.

Cup Size

2" or less = **A/B**
 2" - 4" = **C/D**
 4" - 6" = **DD/DDD**

Comprevest Size Chart

		Small	Medium	Large	X Large	XX Large
	Band Size	28-30in	32-34in	36-38in	40-42in	44-46in
	Cup Size					
Black	A/B	2201-BRR-A	2202-BRR-A	2203-BRR-A	2204-BRR-A	2205-BRR-A
	C/D	2201-BRR-C	2202-BRR-C	2203-BRR-C	2204-BRR-C	2205-BRR-C
	DD/DDD	2201-BRR-D	2202-BRR-D	2203-BRR-D	2204-BRR-D	2205-BRR-D
White	A/B	2281-BRR-A	2282-BRR-A	2283-BRR-A	2284-BRR-A	2285-BRR-A
	C/D	2281-BRR-C	2282-BRR-C	2283-BRR-C	2284-BRR-C	2285-BRR-C
	DD/DDD	2281-BRR-D	2282-BRR-D	2283-BRR-D	2284-BRR-D	2285-BRR-D



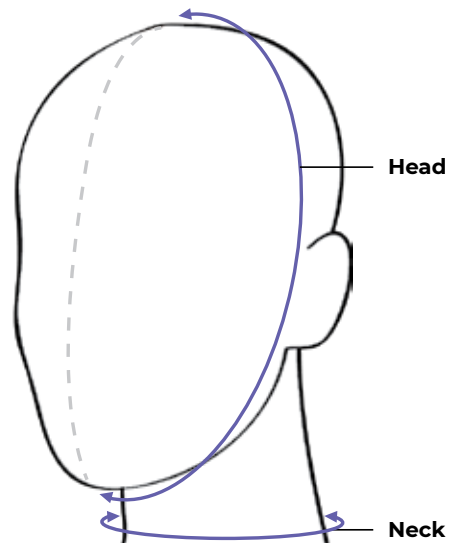
us_orders@sigvaris.com | P: 800-322-7744 · F: 800-481-5488

Patient Name:	Contact Name:
Account Name:	Account #:
Account Phone #:	P.O. #:
Ship Name & Address:	Date:

Circumference

Head _____

Neck _____



Product Information

Product includes one Neck and Mandible Pad.

<input type="checkbox"/> Neck & Mandible	Color: Black
Size:	Quantity: Item #:

Measuring Instructions

Head:

Measure the circumference by encircling the head; beginning at the top, moving below the chin; and finishing at the top of the head.

Neck:

Measure circumference at largest part of neck.

Neck & Mandible Pad Sizing Chart (Available in Black Only)

	Small	Medium	Large	X Large
Head	46-56cm	52-62cm	56-66cm	58-68cm
Neck	28-33cm	33-38cm	38-43cm	43-58cm
Black	2231-NM	2232-NM	2233-NM	2234-NM



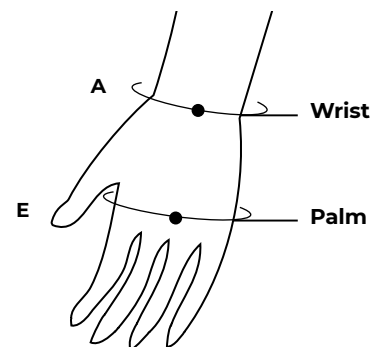
Patient Name:	Contact Name:
Account Name:	Account #:
Account Phone #:	P.O. #:
Ship Name & Address:	Date:

Circumference

Left Right

A _____

E _____



Product Information		
<input type="checkbox"/> Medahand® Glove	Color: Black	Item #:
<input type="checkbox"/> Right <input type="checkbox"/> Left	Size:	Quantity
<input type="checkbox"/> Medaglove® Glove	Color: Black	Item #:
<input type="checkbox"/> Right <input type="checkbox"/> Left	Size:	Quantity
<input type="checkbox"/> Dorsal Pocket Glove™	Color: Black	Item #:
<input type="checkbox"/> Right <input type="checkbox"/> Left	Size:	Quantity

Hand Size Chart (A- E)

(Available in Black Only)

	Small	Medium	Large	X Large
E	15-19cm	19-22cm	22-26cm	26-29cm
A	14-20cm	16-22cm	18-24cm	20-26cm
Medahand				
Right	1201-HDR-R	1202-HDR-R	1203-HDR-R	1204-HDR-R
Left	1201-HDR-L	1202-HDR-L	1203-HDR-L	1204-HDR-L
Medaglove				
Right	1201-GLR-R	1202-GLR-R	1203-GLR-R	1204-GLR-R
Left	1201-GLR-L	1202-GLR-L	1203-GLR-L	1204-GLR-L
Dorsal Pocket Glove				
Right	1201-DGR-R	1202-DGR-R	1203-DGR-R	1204-DGR-R
Left	1201-DGR-L	1202-DGR-L	1203-DGR-L	1204-DGR-L

Measuring Instructions

Hand Size:

Measure circumference at palm, and record on line E
 Measure circumference at wrist, and record on line A



us_orders@sigvaris.com | P: 800-322-7744 · F: 800-481-5488

Patient Name:		Contact Name:
Account Name:		Account #:
Account Phone #:		P.O. #:
Item #: 2739-AR	Height:	Weight:
Ship Name & Address:		Date:

Product Information

Product includes one Chipsleeve Custom Arm, one pair of Cotton Liners, and one black Oversleeve.

<input type="checkbox"/> Right Arm	Color: Black
<input type="checkbox"/> Left Arm	Color: Black

Companion Products (sold separately)

Additional Oversleeve

Color Selection & Quantity:

<input type="checkbox"/> Black: _____	<input type="checkbox"/> Leopard: _____
<input type="checkbox"/> Navy: _____	<input type="checkbox"/> Tie Dye: _____
<input type="checkbox"/> Pink: _____	<input type="checkbox"/> Blue Horizon: _____

Important

Measuring for this garment requires special measurements critical to proper fit. Before you begin, attend live training at a SIGVARIS Certified Compression Specialist course near you (info at sigvariseducation.com).

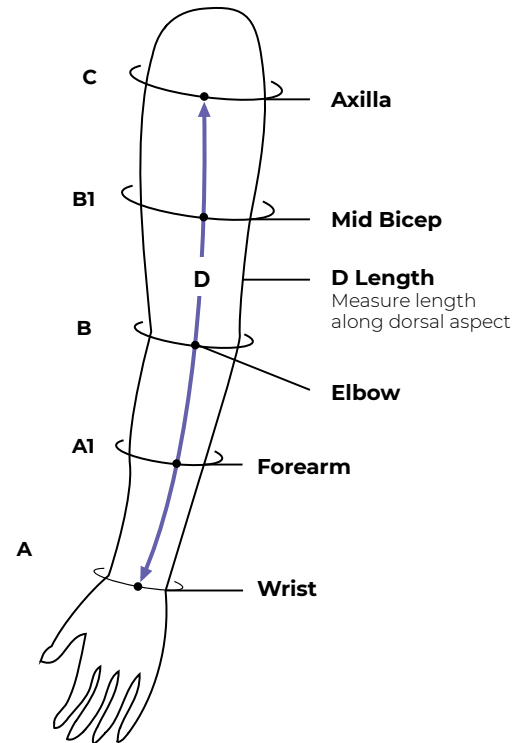
Alternatively, call Customer Care Solution Center at **800-322-7744**, or email us_orders@sigvaris.com, to receive a remote consultation/training.

Supplies Needed

- Cell phone with camera, photos of the arm(s) with measurement markings must be emailed to: **us_orders@sigvaris.com**
- Measuring instructions and forms.
- SIGVARIS GROUP Measuring tape and body pen (or eyeliner pencil).
- Signed Custom Order Terms & Conditions Form (include with order).

Circumference

	Left	Right
C	_____	_____
B1	_____	_____
B	_____	_____
A1	_____	_____
A	_____	_____
D Length		
<i>Measure length along dorsal aspect</i>		
D	_____	_____



MEASURING INSTRUCTIONS

With patient seated, place the arm extended and elbow bent slightly, with the palm down, on a flat surface.

CIRCUMFERENCES

- Measure circumference at palm and record on line E.
- Measure circumference at wrist, and record on line A.
- Mark dorsal aspect at distal edge of tape.
- Measure circumference at forearm, and record on line A1.
- Measure circumference at elbow, and record on line B.
- Measure circumference at mid bicep, and record on line B1.
- Measure circumference at axilla, and record on line C.
- Mark dorsal aspect at proximal edge of tape.

LENGTH

Measure length at dorsal aspect from mark at Point A to mark at Point C and record in box D.



Patient Name:	Contact Name:	Height:	Weight:	Date:
---------------	---------------	---------	---------	-------

Ship Name & Address:	Account Name:	Account #:	P.O #:
----------------------	---------------	------------	--------

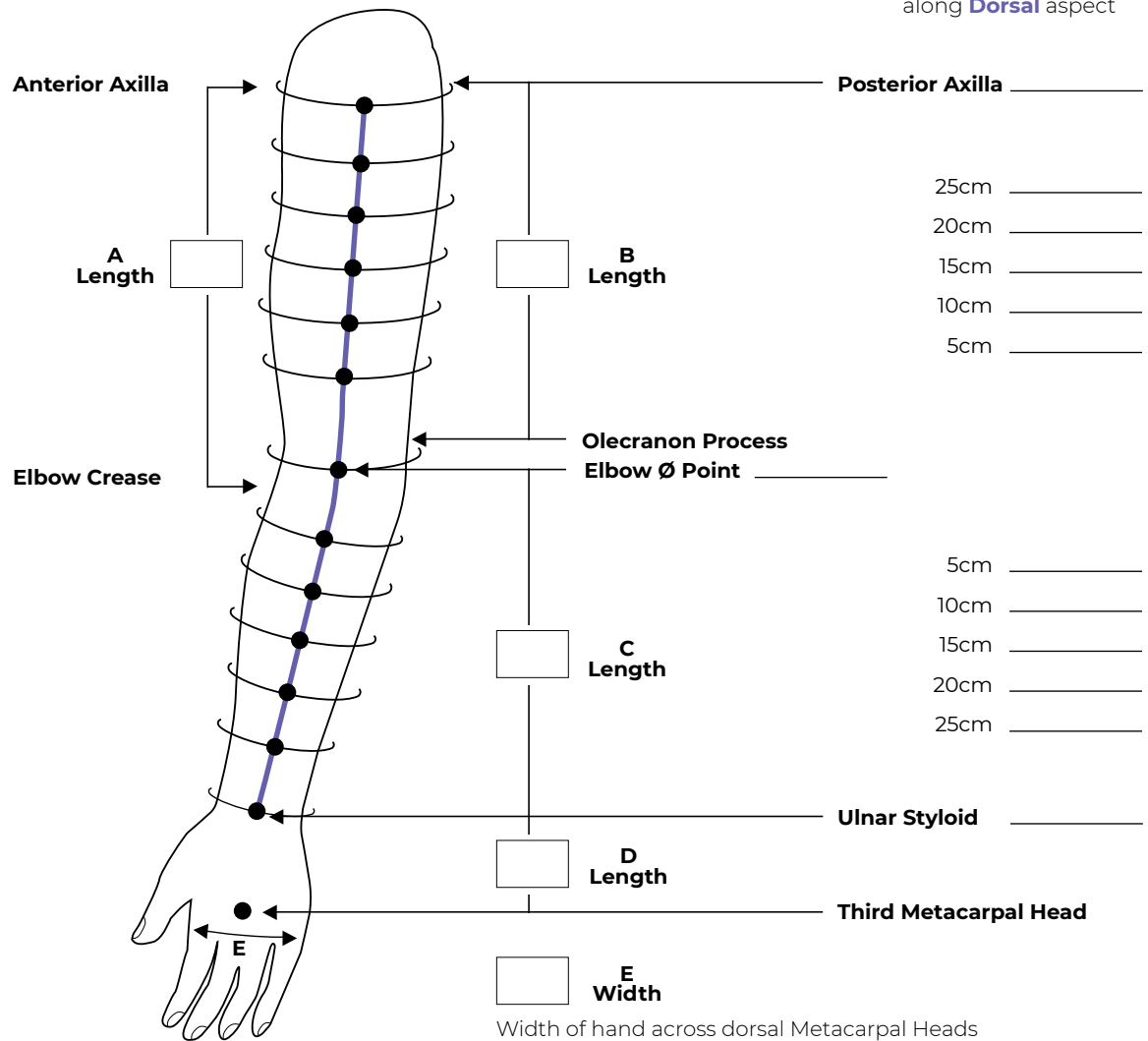
Product Information

Product includes one Armassist and one pair of Cotton Liners.

<input type="checkbox"/> Right Arm	<input type="checkbox"/> Left Arm	Foam
Size: <input type="checkbox"/> Regular <input type="checkbox"/> Super	Size: <input type="checkbox"/> Regular <input type="checkbox"/> Super	<input type="checkbox"/> Flat
		<input type="checkbox"/> Wavefoam

Circumference Measurements

● = Locations measured along **Dorsal** aspect



CUSTOM Measuring Instructions

us_orders@sigvaris.com | P: 800-322-7744 · F: 800-481-5488

Important

Measuring for this garment requires special measurements critical to proper fit. Before you begin, attend live training at a SIGVARIS Certified Compression Specialist course near you (info at sigvariseducation.com).

Alternatively, call Customer Care Solution Center at **800-322-7744**, or email us_orders@sigvaris.com, to receive a remote consultation/training.

Supplies Needed

Cell phone with camera. photos of the arm(s) with measurement markings must be emailed to:

us_orders@sigvaris.com

Measuring instructions and forms.

· SIGVARIS GROUP Measuring tape and body pen (or eyeliner pencil).

· Signed Custom Order Terms & Conditions Form (include with order).

INSTRUCTIONS

All measurements should be recorded in centimeters. Apply slight tension to hold the tape measure in place.

STEP 1: Locate Landmarks

1. Encircle arm with tape measure located as high as possible at axilla. Mark on the proximal edge of tape at the anterior, dorsal, and posterior aspects of arm, and record the circumference on the line labeled posterior axilla.
2. Encircle elbow with the distal edge of a tape measure aligned at the elbow crease and olecranon process (elbow). Mark the dorsal aspect of the elbow along this edge, and record the circumference on the line labeled elbow (Ø point).
3. Encircle wrist with the distal edge of a tape measure aligned with the ulnar styloid process. Mark the dorsal aspect of the wrist along this edge, and record the circumference on the line labeled ulnar styloid.

STEP 2: Locate Circumference Measurement Positions

1. Starting with "0" of the tape measure at your mark on the dorsal aspect of the elbow, mark the dorsal aspect of the upper arm in 5cm increments up to the mark made from the axilla on the dorsal aspect of the arm.
2. Starting with the "0" of the tape measure at your mark on the dorsal aspect of the elbow, mark the dorsal aspect of the forearm in 5cm increments down to the mark made for the ulnar styloid on the dorsal aspect of the arm.

STEP 3: Measure Lengths

1. Measure upper arm from anterior axilla (inside armpit) to the elbow crease and record length on box A.
2. Measure upper arm from posterior axilla (outside armpit) to the olecranon process (elbow) and record length on box B.
3. Measure the forearm along dorsal aspect from elbow (as marked at the mid-point between olecranon process and elbow crease) to the ulnar styloid as indicated on diagram and record length on box C.
4. Measure hand from your mark on dorsal aspect of wrist to the third metacarpal head and record length on box D.
5. Measure width of hand across dorsal metacarpal heads and record width on box E.

STEP 4: Measure Circumferences

1. Encircle arm with a tape measure at each mark located between the elbow and axilla, and record each circumference on the line corresponding to each position.
2. Encircle arm with a tape measure at each mark located between the elbow and ulnar styloid, and record each circumference on the line corresponding to each position.

TAKE DIGITAL PHOTOS (REQUIRED) AFTER MEASUREMENT MARKINGS ARE MADE.

EMAIL TO: us_orders@sigvaris.com

NOTE: Armassist is available in: 7099-AR FlatFoam, 7199-AR Wavefoam, 7299-AR Super FlatFoam, 7399-AR Super WaveFoam.



Patient Name:	Contact Name:
Account Name:	Account #:
Account Phone #:	P.O. #:
Height:	Weight:
Ship Name & Address:	Date:

Product Information

Product includes one Chipvest Custom.

Custom Chipvest Item #: **2239-VS**

Full (Bilateral)

Right Side (unilateral)

Left Side (unilateral)

Measuring Instructions

Step One:

Measure the length in centimeters from the suprasternal notch to the waist.

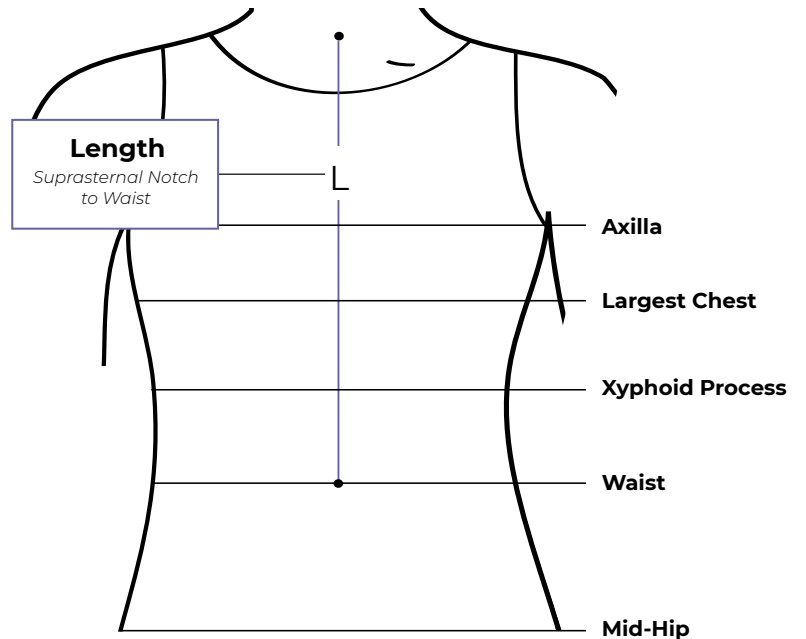
Step Two:

Measure circumferences in centimeters.

Custom Size Measurements

Length	Centimeters
L	
Circumference	Centimeters
Axilla	
Largest Chest	
Xyphoid Process	
Waist	
Mid-Hip	

Caution: Drawstring contains natural rubber latex.



Important

Measuring for this garment requires special measurements critical to proper fit. Before you begin, attend live training at a SIGVARIS Certified Compression Specialist course near you (info at sigvariseducation.com).

Alternatively, call Customer Care Solution Center at **800-322-7744**, or email us_orders@sigvaris.com, to receive a remote consultation/training.

Supplies Needed

- Cell phone with camera. photos of the torso with measurement markings must be emailed to: us_orders@sigvaris.com
- Measuring instructions and forms.
- SIGVARIS GROUP Measuring tape and body pen (or eyeliner pencil).
- Signed Custom Order Terms & Conditions Form (include with order).



All Sigvaris Custom Products

are designed and manufactured in our Holland, Michigan facility by a team of dedicated professionals who maintain strict ISO quality standards.



Patient Name:	Contact Name:
---------------	---------------

Account Name:	Account #:
---------------	------------

Account Phone #:	P.O. #:
------------------	---------

Height:	Weight:
---------	---------

Ship Name & Address:	Date:
----------------------	-------

Product Information

Product includes one Medaboot.

<input type="checkbox"/> Right Foot	Color: Black	Quantity:
<input type="checkbox"/> Left Foot	Color: Black	Quantity:

Important

Measuring for this garment requires special measurements critical to proper fit. Before you begin, attend live training at a SIGVARIS Certified Compression Specialist course near you (info at sigvariseducation.com).

Alternatively, call Customer Care Solution Center at **800-322-7744**, or email us_orders@sigvaris.com, to receive a remote consultation/training.

Supplies Needed

- Cell phone with camera. photos of the torso with measurement markings must be emailed to: us_orders@sigvaris.com
- Measuring instructions and forms.
- SIGVARIS GROUP Measuring tape and body pen (or eyeliner pencil).
- Signed Custom Order Terms & Conditions Form (include with order).

Circumference

Left Right

I _____

J _____

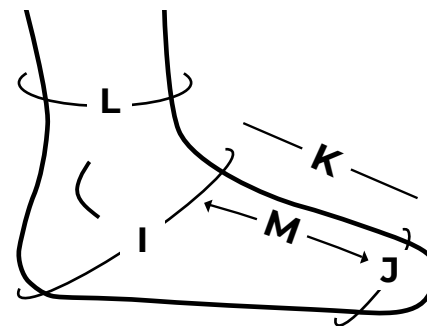
L _____

Length

Left Right

K _____

M _____



MEASURING INSTRUCTIONS

All measurements should be recorded in centimeters. Apply slight tension to hold the tape measure in place.

MEASURE FOOT

1. Measure foot medially from heel to 1st metatarsal head (or desired boot length) and record length on line K.
2. Measure top of foot from the 3rd metatarsal head to ankle bend and record length on line M.
3. Encircle the ankle bend and heel with a tape measure and record the circumference on line I.
4. Encircle the foot across the metatarsal heads and record the circumference on line J.
5. Measure the ankle circumference and record on line L.



us_orders@sigvaris.com | P: 800-322-7744 · F: 800-481-5488

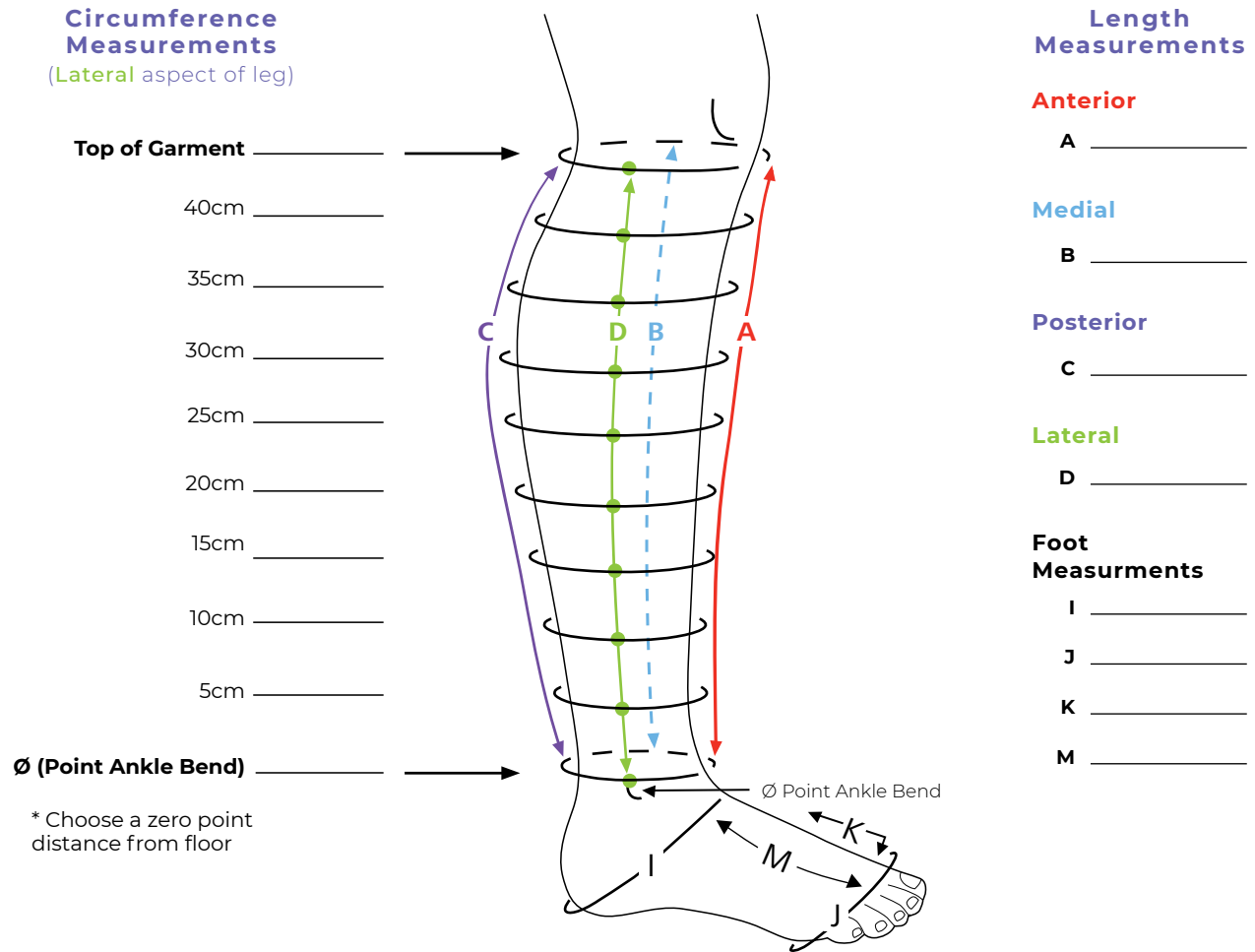
Patient Name:	Contact Name:	Height:	Weight:	Date:
Ship Name & Address:	Account Name:	Account #:	P.O #: :	

Product Information

Product includes one Legassist Calf and One Compreboot Plus Foot.

<input type="checkbox"/> Right Leg	<input type="checkbox"/> Left Leg	Foam	Additional Foot Option
Size: <input type="checkbox"/> Regular <input type="checkbox"/> Super	Size: <input type="checkbox"/> Regular <input type="checkbox"/> Super	<input type="checkbox"/> Flat <input type="checkbox"/> Wavefoam	<input type="checkbox"/> Custom Medaboot (additional charge)
<input type="checkbox"/> Right Leg	<input type="checkbox"/> Left Leg	Foam	Additional Foot Option
Size: <input type="checkbox"/> Regular <input type="checkbox"/> Super	Size: <input type="checkbox"/> Regular <input type="checkbox"/> Super	<input type="checkbox"/> Flat <input type="checkbox"/> Wavefoam	<input type="checkbox"/> Custom Medaboot (additional charge)

Note: If the greatest circumference measurement is >60cm, order a Super.



Scan the QR code to view a Measuring Instruction video



A PDF of this order form can be found online at: sigvaris.group/mceforms or scan here:



CUSTOM Measuring Instructions

us_orders@sigvaris.com | P: 800-322-7744 · F: 800-481-5488

Important

Measuring for this garment requires special measurements critical to proper fit. Before you begin, attend live training at a SIGVARIS Certified Compression Specialist course near you (info at sigvariseducation.com).

Alternatively, call Customer Care Solution Center at **800-322-7744**, or email us_orders@sigvaris.com, to receive a remote consultation/training.

Supplies Needed

Cell phone with camera. photos of the arm(s) with measurement markings must be emailed to:

us_orders@sigvaris.com

Measuring instructions and forms.

- SIGVARIS GROUP Measuring tape and body pen (or eyeliner pencil).

- Signed Custom Order Terms & Conditions Form (include with order).

INSTRUCTIONS

All measurements should be recorded in centimeters. Apply slight tension to hold the tape measure in place.

STEP 1: Locate Landmarks

1. The ideal placement for the top edge of the garment is two finger widths below the popliteal crease, and across the fibular head and tibial tuberosity. However, the position of the top of garment can be customized, if needed, to overlap better with a Legassist LCS thigh piece. Encircle leg with top edge of tape measure at the desired location. Using the SIGVARIS GROUP body pen, trace a line around the leg along the top edge of the tape and measure and record the circumference on Top of Garment line.
2. Encircle leg with bottom edge of tape measure aligned with the ankle bend. Mark leg on this edge of tape at the anterior, medial, posterior and lateral aspects, and record the circumference on the line labeled ankle bend (ø point).

STEP 2: Locate Circumference Measurement Positions

1. Starting with "0" of the tape measure at your mark on the lateral aspect of the ankle bend, mark the leg in 5cm increments up to your mark on the lateral aspect of the top of garment.

STEP 3: Measure Lengths

1. Measure leg from your mark on the anterior aspect of the ankle bend to the anterior aspect of top of garment and record length on line marked A.
2. Measure leg from your mark on the medial aspect of the ankle bend to the medial aspect of top of garment and record length on line marked B.
3. Measure leg from your mark on the posterior aspect of the ankle bend to the posterior aspect of top of garment and record length on line marked C.
4. Measure leg from your mark on the lateral aspect of the ankle bend to the lateral aspect of top of garment and record length on line marked D.

STEP 4: Measure Circumferences

1. Encircle leg with a tape measure at each mark located between the ankle bend and top of garment, and record each circumference on the line corresponding to each position.

STEP 5: Measure Foot

1. Measure foot from heel to 1st metatarsal head (or desired boot length) and record length on line K.
2. Measure Top of Foot from the 3rd metatarsal head to ankle bend and record length on line M.
3. Encircle the instep of foot and apex of heel with a tape measure and record the circumference on line I.
4. Encircle the foot across the metatarsal heads and record the circumference on Line J.

TAKE DIGITAL PHOTOS (REQUIRED) AFTER MEASUREMENT MARKINGS ARE MADE. EMAIL TO: us_orders@sigvaris.com

NOTE: Legassist Calf & Foot is available in:

7099-BK Flat Foam, 7199-BK WaveFoam, 7299-BK Super, Flat Foam, 7399-BK Super, WaveFoam.



us_orders@sigvaris.com | P: 800-322-7744 · F: 800-481-5488

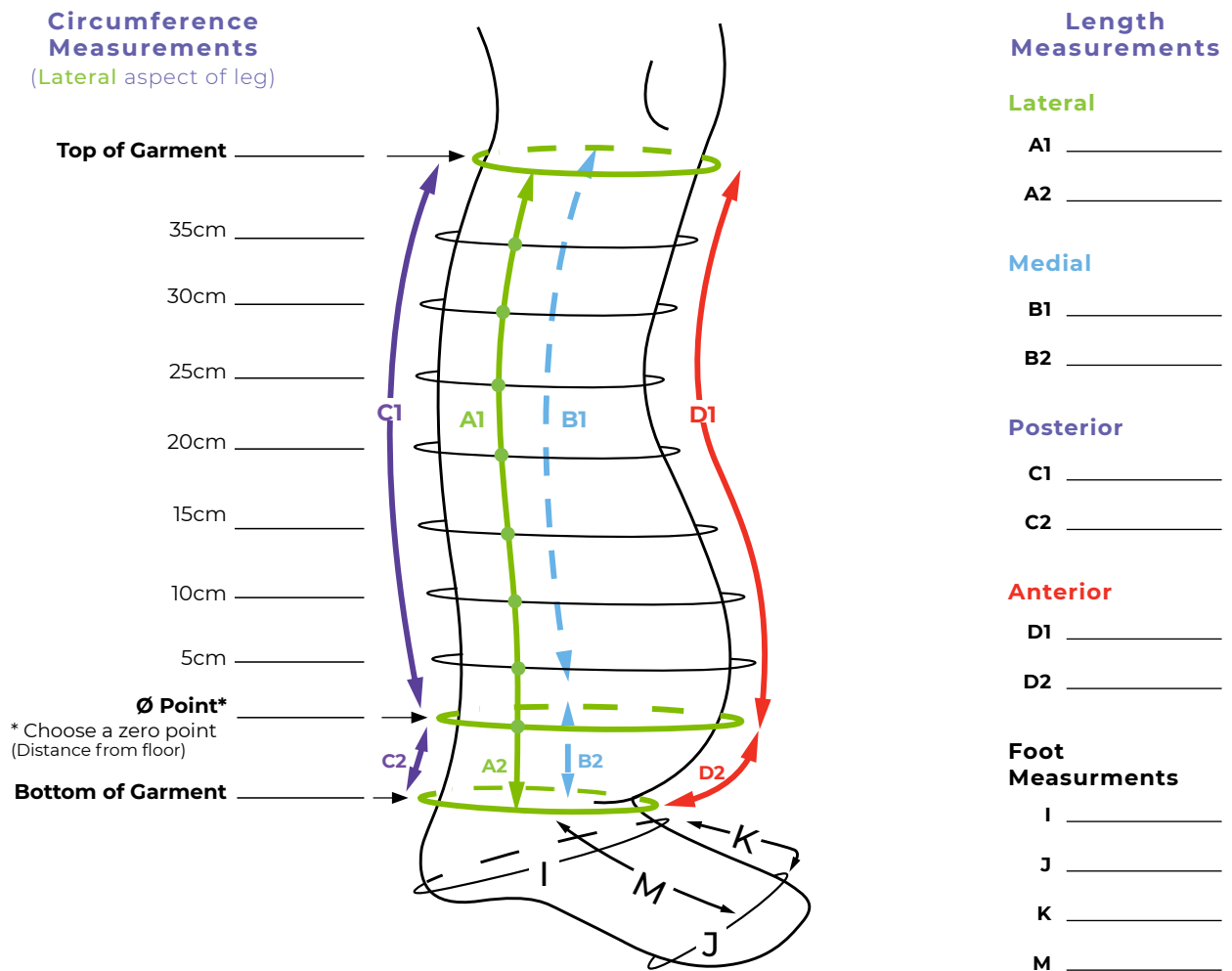
Patient Name:	Contact Name:	Height:	Weight:	Date:
Ship Name & Address:	Account Name:	Account #:	P.O #: :	

Product Information

Product includes one Legassist Calf and One Compreboot Plus Foot.

<input type="checkbox"/> Right Leg	Foam	Additional Foot Option
<input type="checkbox"/> Left Leg	<input type="checkbox"/> Flat <input type="checkbox"/> Wavefoam	<input type="checkbox"/> Custom Medaboot (additional charge)

Note: If the greatest circumference measurement is >60cm, order a Super.



Scan the QR code to view a Measuring Instruction video



A PDF of this order form can be found online at: sigvaris.group/mceforms or scan here:



CUSTOM Measuring Instructions

us_orders@sigvaris.com | P: 800-322-7744 · F: 800-481-5488

Important

Measuring for this garment requires special measurements critical to proper fit. Before you begin, attend live training at a SIGVARIS Certified Compression Specialist course near you (info at sigvariseducation.com).

Alternatively, call Customer Care Solution Center at **800-322-7744**, or email us_orders@sigvaris.com, to receive a remote consultation/training.

Supplies Needed

Cell phone with camera. photos of the arm(s) with measurement markings must be emailed to:

us_orders@sigvaris.com

Measuring instructions and forms.

- SIGVARIS GROUP Measuring tape and body pen (or eyeliner pencil).

- Signed Custom Order Terms & Conditions Form (include with order).

INSTRUCTIONS

All measurements should be recorded in centimeters. Apply slight tension to hold the tape measure in place.

STEP 1: Choose The Zero Point (Ø point)

The zero point is unique to the Legassist Calf & Foot With Shelf garment. It is the reference point from which all other measurements are taken, in order to determine the lengths needed for the custom garment to fit the patient's individual ankle shape. Encircle leg with bottom edge of tape measure immediately above the shelf, at the lowest aspect of the curve of the ankle lobule where a tape measure can be applied without sliding off. Trace a line around the leg along the bottom edge of the tape using the SIGVARIS GROUP body pen, and record the circumference on Ø point line. Document your zero point location by measuring the distance from the floor.

STEP 2: Choose Where The Garment Will End Distally - "bottom of garment"

Encircle leg with bottom edge of tape measure where the ankle lobule touches the ankle and/or foot. Do not pull tape under shelf. Mark leg on this edge of tape at the anterior, medial, posterior and lateral aspects, and record the circumference on the line labeled bottom of garment. The smallest ankle measurement is not relevant for this product. The product is designed to hug and lift the ankle lobule.

STEP 3: Choose Where The Garment Will End Proximally - "top of garment"

The ideal placement for the top edge of the garment is two finger widths below the popliteal crease, and across the fibular head and tibial tuberosity. However, the position of the Top of Garment can be customized, if needed, to overlap better with a Legassist LCS thigh piece. Encircle leg with top edge of tape measure at the desired location. Using the SIGVARIS GROUP body pen, trace a line around the leg along the top edge of the tape and measure and record the circumference on top of garment line.

STEP 4: Measure And Record Lengths

Measure each of the lengths below from the Zero Point, following the contour of the leg and ankle, but not extending the tape measure into folds. Lengths measured distal to the Zero Point should end where the ankle lobule touches the ankle or foot at the Bottom of Garment versus extending the tape measure up under the lobule. Record lengths as follows:

Lateral (A) Lengths:

A1: Measure & record lateral length from Ø point to top of garment

A2: Measure & record lateral length from Ø point to bottom of garment

Medial (B) Lengths

B1: Measure & record medial length from Ø point to top of garment

B2: Measure & record medial length from Ø point to bottom of garment

Posterior (C) Lengths

C1: Measure & record posterior length from Ø point to top of garment

C2: Measure & record posterior length from Ø point to bottom of garment

Anterior (D) Lengths

D1: Measure & record anterior length from Ø point to top of garment

D2: Measure & record anterior length from Ø point to bottom of garment



STEP 5: Measure And Record Circumferences

On the lateral aspect of the leg only, mark every 5cm moving proximally from the zero point. Next, record the circumferences at each point, making sure that the measuring tape is parallel to the floor.

STEP 6: Measure Foot

1. Measure the circumference from where the shelf touches instep of the foot to the apex of the heel and record on line I.
2. Measure the foot circumference at the metatarsal heads and record on line J.
3. Measure the length from the 1st metatarsal head to the posterior aspect of the heel, and record on line K.
4. Measure the length from the dorsal aspect of the third metatarsal head to where the shelf touches the instep of the foot and record on line M.

STEP 7: Pictures

Now that you have completed your measurements, take pictures of the leg (front, back, side) that show all of the measurement markings, as well as the overall shape of the leg. This will assist our expert design team to further customize the garment according to your patient's individual needs. Email the pictures with your completed forms to: us_orders@sigvaris.com. Don't forget to record the patient's age, height, and weight, as this also helps with customizing the garment.

STEP 8: Select Additional Options

You are ready to complete your forms and place the order.

Choose right or left leg

Choose Size: If the greatest leg circumference is >60cm, order a Super.

Choose Flat or Wavefoam (recommended)

Choose Compreboot Plus (included) or Custom Medaboot (additional charge)

TAKE DIGITAL PHOTOS (REQUIRED) AFTER MEASUREMENT MARKINGS ARE MADE. EMAIL TO: us_orders@sigvaris.com

NOTE: Legassist Calf & Foot With Shelf is available in:

7099-BK Flat Foam, 7199-BK WaveFoam, 7299-BK Super, Flat Foam, 7399-BK Super, WaveFoam.



Patient Name:	Contact Name:	Height:	Weight:	Date:
---------------	---------------	---------	---------	-------

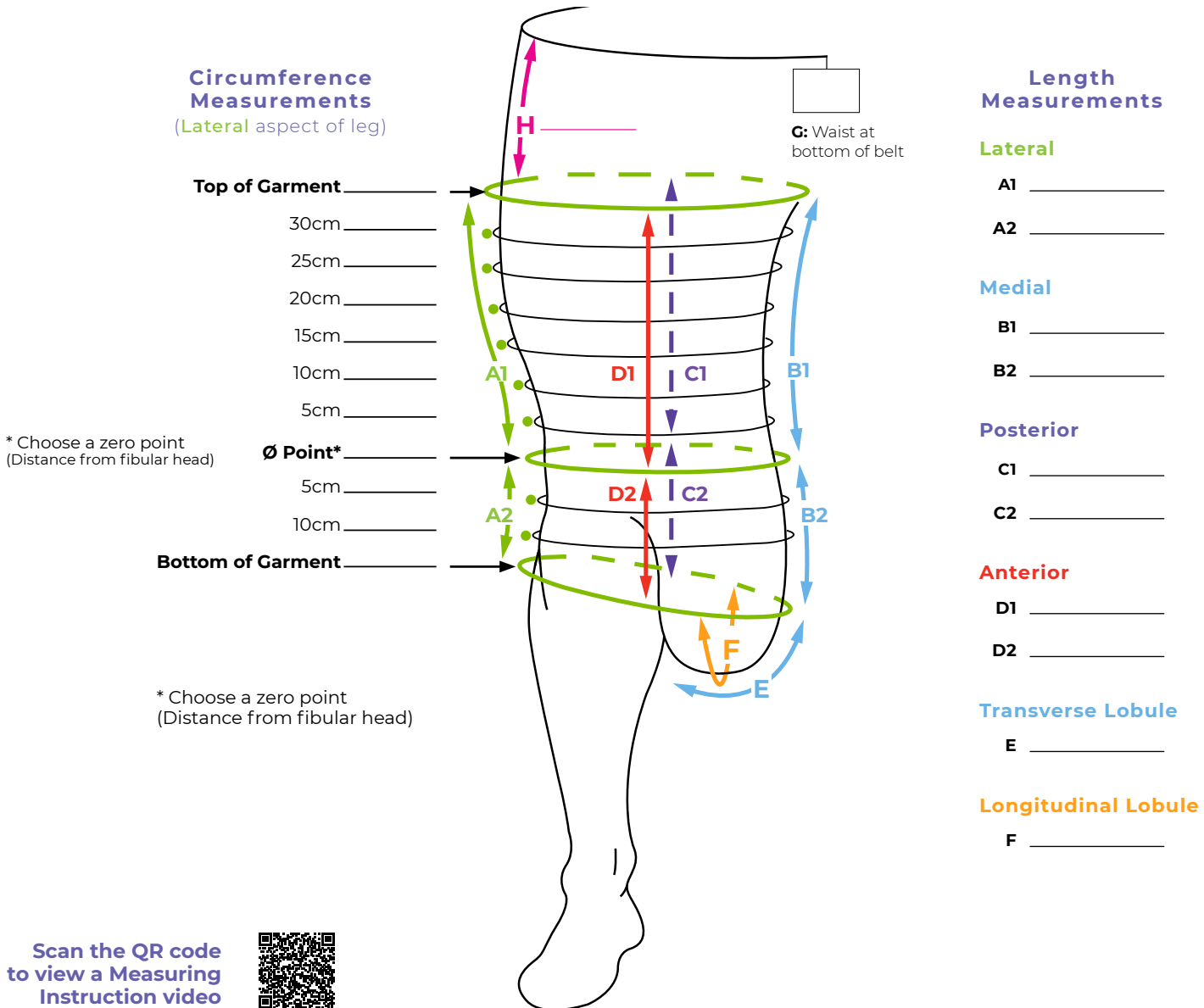
Ship Name & Address:	Account Name:	Account #:	P.O #:
----------------------	---------------	------------	--------

Product Information

Product includes one Legassist Lobule Compression System (LCS).

<input type="checkbox"/> Right Leg Size: <input type="checkbox"/> Regular <input type="checkbox"/> Super	<input type="checkbox"/> Left Leg Size: <input type="checkbox"/> Regular <input type="checkbox"/> Super	Foam <input type="checkbox"/> Flat <input type="checkbox"/> Wavefoam	Optional <input type="checkbox"/> Hip Attachment
<input type="checkbox"/> Right Leg Size: <input type="checkbox"/> Regular <input type="checkbox"/> Super	<input type="checkbox"/> Left Leg Size: <input type="checkbox"/> Regular <input type="checkbox"/> Super	Foam <input type="checkbox"/> Flat <input type="checkbox"/> Wavefoam	Optional <input type="checkbox"/> Hip Attachment

Note: If the greatest circumference measurement is >90cm, order a Super.



Scan the QR code to view a Measuring Instruction video



CUSTOM Measuring Instructions

us_orders@sigvaris.com | P: 800-322-7744 · F: 800-481-5488

Important

Measuring for this garment requires special measurements critical to proper fit. Before you begin, attend live training at a SIGVARIS Certified Compression Specialist course near you (info at sigvariseducation.com).

Alternatively, call Customer Care Solution Center at **800-322-7744**, or email us_orders@sigvaris.com, to receive a remote consultation/training.

Supplies Needed

Cell phone with camera. photos of the arm(s) with measurement markings must be emailed to:

us_orders@sigvaris.com

Measuring instructions and forms.

- SIGVARIS GROUP Measuring tape and body pen (or eyeliner pencil).

- Signed Custom Order Terms & Conditions Form (include with order).

INSTRUCTIONS

All measurements should be recorded in centimeters. Apply slight tension to hold the tape measure in place.

STEP 1: Choose The Zero Point (Ø point)

The zero point is unique to the Legassist LCS garment. It is the reference point from which all other measurements are taken, in order to determine the lengths needed for the custom garment to fit the patient's individual leg shape. Choose a location proximal to the knee joint where the leg shape is the most cylindrical and the tape measure can be positioned circumferentially around the leg and exactly parallel to the floor. Trace a line around the leg at this Zero Point using the SIGVARIS body pen and record the circumference on Ø point line. If possible, document the location of the zero point by measuring the distance from the head of the fibula to the zero point.

STEP 2: Choose Where The Garment Will End Distally - "bottom of garment"

The length of the Legassist LCS will depend on how low the medial knee lobule hangs down. Start by marking the lowest aspect of the curve of the lobule where a tape measure could be applied without sliding off (lobule apex). Next, choose and mark a point on the lateral aspect of the leg where the garment will overlap the lower leg piece by at least 3 centimeters and create no more than a 30degree downward angle or no more than 10degree upward angle to the lobule apex. Encircle the leg from this point to the lobule apex, with the tape measure positioned just above your marking points. Trace this circumference with your body pen along the bottom edge of the tape and record the circumference measurement on bottom of garment line.

Problem Solving

If the Bottom of Garment is proximal to the knee, due to a lobule positioned very high on the thigh, you will need to measure for a customized Legassist TH system that overlaps with the Legassist LCS.

If the Bottom of Garment extends down to the mid-lower leg or ankle, due to a lobule positioned very low on the leg, you will need to measure for a customized Legassist Calf & Foot that is shortened to best overlap with the Legassist LCS.

STEP 3: Choose Where The Garment Will End Proximally - "top of garment"

You may choose to end the garment circumferentially at the gluteal crease, or extend the garment proximally on the lateral aspect of the thigh to the greater trochanter. Mark your preferred position for the top of the garment along the medial thigh, at least 4cm distal to the groin. Next, mark your preferred position for the top of the garment along the lateral thigh, anywhere from the level of the gluteal fold to the lateral greater trochanter. Encircle the leg with the proximal edge of the tape measure positioned just below your markings, trace a line around the leg along the top edge of the tape with your body pen, and record the circumference on top of garment line.

STEP 4: Mark the Midline of Garment and Record Lengths

Step back to visualize the leg and your marking points to determine where the midline of the garment would be, medial to lateral, encompassing the lobules. Mark the midline of the garment anteriorly (D) and posteriorly (C) at the top of garment, zero point, and bottom of garment lines. Measure each of the lengths from the zero point, following the contour of the leg but not extending the tape measure into folds. Record lengths as follows:



CUSTOM Measuring Instructions

us_orders@sigvaris.com | P: 800-322-7744 · F: 800-481-5488

Lateral (A) Lengths:

A1: Measure & record lateral length from Ø point to top of garment

A2: Measure & record lateral length from Ø point to bottom of garment

Medial (B) Lengths

B1: Measure & record medial length from Ø point to top of garment

B2: Measure & record medial length from Ø point to bottom of garment

Posterior (C) Lengths

C1: Measure & record posterior length from Ø point to top of garment

C2: Measure & record posterior length from Ø point to bottom of garment

Anterior (D) Lengths

D1: Measure & record anterior length from Ø point to top of garment

D2: Measure & record anterior length from Ø point to bottom of garment

STEP 5: Measure And Record Circumferences

Starting from the zero point, on the lateral aspect of the leg only, mark every 5cm proximally from the zero point and mark every 5cm distally from the zero point. Record the circumferences at each point, making sure that the measuring tape is parallel to the floor (Note that some of the spaces to record circumferences may not be used, or you may need to add additional spaces, depending on the length of the limb).

STEP 6: Measure Foot

Measure the size of the lobule for the part of the LCS system that will lift and compress the lobule, called the "Lobule Sling".

Starting at the medial aspect of the lobule, measure the distance from the bottom of garment line to the medial aspect of the leg. Follow the curve of the lobule only to where it touches the leg. Do not extend the tape measure up into the crevices between the lobule and the leg. Record this length as E. At the midline of the lobule, measure from the anterior line of the bottom of garment, underneath the lobule and up to the posterior line of the bottom of garment. Record this length as F.

Hip Attachment (Optional)

1. Measure from lateral aspect of gluteal fold to lateral aspect of hip at the desired location for the bottom of the belt, and record length on line H.
2. Measure circumference of torso at the desired location for the bottom of the belt, and record circumference on line G.

STEP 8: Pictures

Now that you have completed your measurements, take pictures of the leg (front, back, side) that show all of the measurement markings, as well as the overall shape of the leg. This will assist our expert design team to further customize the garment according to your patient's individual needs. Email the pictures with your completed forms to: us_orders@sigvaris.com. Don't forget to record the patient's age, height, and weight, as this also helps with customizing the garment.

STEP 9: Select Additional Options

You are ready to complete your forms and place the order.

Choose right or left leg

Choose Size: If the greatest leg circumference is >90cm, order a super.

Choose Flat or Wavefoam (recommended)

Choose Hip Attachment, if desired (recommended)

Fitting Tips

The ropey, thicker seam should be positioned laterally, and the tag is positioned at the top of the garment straps pull lateral to medial.

TAKE DIGITAL PHOTOS (REQUIRED) AFTER MEASUREMENT MARKINGS ARE MADE. EMAIL TO: us_orders@sigvaris.com



Patient Name:	Contact Name:	Height:	Weight:	Date:
Ship Name & Address:	Account Name:	Account #:	P.O.#:	

Product Information

Product includes one Legassist Full Leg and one Compreboot Plus Foot.

<input type="checkbox"/> Right Leg	<input type="checkbox"/> Left Leg	Foam	Additional Foot Option	Optional
Size: <input type="checkbox"/> Regular <input type="checkbox"/> Super	Size: <input type="checkbox"/> Regular <input type="checkbox"/> Super	<input type="checkbox"/> Flat <input type="checkbox"/> Wavefoam	<input type="checkbox"/> Custom Medaboot (additional charge)	<input type="checkbox"/> Hip Attachment
<input type="checkbox"/> Right Leg	<input type="checkbox"/> Left Leg	Foam	Additional Foot Option	Optional
Size: <input type="checkbox"/> Regular <input type="checkbox"/> Super	Size: <input type="checkbox"/> Regular <input type="checkbox"/> Super	<input type="checkbox"/> Flat <input type="checkbox"/> Wavefoam	<input type="checkbox"/> Custom Medaboot (additional charge)	<input type="checkbox"/> Hip Attachment

Note: If the greatest circumference measurement is >90cm, order a Super.

Circumference Measurements

● = Locations measured along Lateral aspect of leg

Top of Garment

- 35cm _____
- 30cm _____
- 25cm _____
- 20cm _____
- 15cm _____
- 10cm _____
- 5cm _____

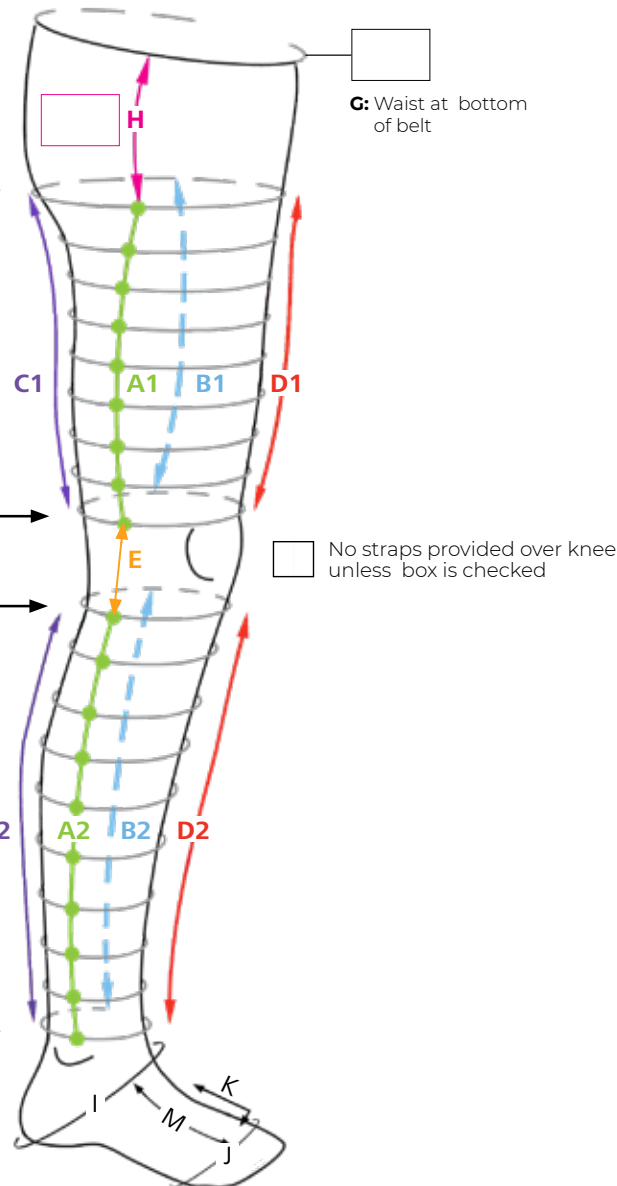
Ø Point

Mid Patella

Ø Point

- 5cm _____
- 10cm _____
- 15cm _____
- 20cm _____
- 25cm _____
- 30cm _____
- 35cm _____
- 40cm _____

Ankle Bend



Length Measurements

Lateral

A1 _____

A2 _____

Medial

B1 _____

B2 _____

Posterior

C1 _____

C2 _____

Anterior

D1 _____

D2 _____

Knee

E _____

Foot Measurements

I _____

J _____

K _____

M _____

Scan the QR code to view a Measuring Instruction video



A PDF of this order form can be found online at: sigvaris.group/mceforms or scan here:



Important

Measuring for this garment requires special measurements critical to proper fit. Before you begin, attend live training at a SIGVARIS Certified Compression Specialist course near you (info at sigvariseducation.com).

Alternatively, call Customer Care Solution Center at **800-322-7744**, or email us_orders@sigvaris.com, to receive a remote consultation/training.

Supplies Needed

Cell phone with camera. photos of the arm(s) with measurement markings must be emailed to:

us_orders@sigvaris.com

Measuring instructions and forms.

- SIGVARIS GROUP Measuring tape and body pen (or eyeliner pencil).

- Signed Custom Order Terms & Conditions Form (include with order).

INSTRUCTIONS

All measurements should be recorded in centimeters. Apply slight tension to hold the tape measure in place.

STEP 1: Locate Landmarks

1. Encircle leg with top edge of tape measure located at the bottom of patella. Mark leg on this edge of tape at the anterior, lateral, posterior and medial aspects, recording the circumference on the line labeled bottom of patella (Ø point).
2. Encircle leg with the bottom edge of the tape measure aligned with the ankle bend. Mark leg on this edge of the tape at the anterior, lateral, posterior and medial aspects, recording the circumference on the line labeled ankle bend.
3. Encircle leg with bottom edge of the tape measure aligned with the top of patella. Mark leg on this edge of the tape at the anterior, lateral, posterior and medial aspects, recording the circumference on the line labeled top of patella.
4. You may choose to end the garment circumferentially at the gluteal crease, or extend the garment proximally on the lateral aspect of the thigh to the greater trochanter. Mark your preferred position for the top of the garment along the medial thigh, at least 4cm distal to the groin. Next, mark your preferred position for the top of the garment along the lateral thigh, anywhere from the level of the gluteal fold to the lateral greater trochanter. Encircle the leg with the proximal edge of the tape measure positioned just below your markings, trace a line around the leg along the top edge of the tape with your body pen, and record the circumference on top of garment line.

STEP 2: Locate Circumference Measurement Positions

1. Starting with "0" of the tape measure at your mark on the lateral aspect of the bottom of patella (Ø point), mark the leg in 5cm increments down to your mark on the lateral aspect of the ankle bend.
2. Repeat step 1, only this time from the top of the patella (Ø point) up to the lateral aspect of the top of garment.

STEP 3: Measure Lengths

Lateral (A1) Lengths:

Measure upper leg from your mark on the lateral aspect of top of patella to your mark on lateral aspect of top of garment. Record length on line A1.

Medial (B1) Lengths

Measure upper leg from your mark on medial aspect of top of patella to your mark on medial aspect of top of garment. Record length on line B1.

Posterior (C1) Lengths

Measure upper leg from your mark on posterior aspect of top of patella to your mark on posterior aspect of top of garment. Record length on line C1.

Anterior (D1) Lengths

Measure upper leg from your mark on anterior aspect of top of patella to your mark on anterior aspect of top of garment. Record length on line D2.



CUSTOM Measuring Instructions

us_orders@sigvaris.com | P: 800-322-7744 · F: 800-481-5488

Lateral (A2) Lengths:

Measure lower leg from your mark on the lateral aspect of bottom of patella to your mark on lateral aspect of ankle bend. Record length on Line A2.

Medial (B2) Lengths

Measure lower leg from your mark on medial aspect of bottom of patella to your mark on medial aspect of ankle bend. Record length on Line B2.

Posterior (C2) Lengths

Measure lower leg from your mark on posterior aspect of bottom of patella to your mark on posterior aspect of ankle bend. Record length on line C2.

Anterior (D2) Lengths

Measure lower leg from your mark on anterior aspect of bottom of patella to your mark on anterior aspect of ankle bend. Record length on line D2.

Knee Space

Measure leg from your mark on the lateral aspect of top of patella to your mark on lateral aspect of bottom of patella. Record length on line E.

STEP 4: Measure And Record Circumferences

Upper: Encircle leg with tape measure at each mark located on lateral aspect between the top of patella and top of garment, and record each circumference on the corresponding line.

Knee: Encircle leg with tape measure at mid patella and record each circumference on the corresponding line.

Lower: Encircle leg with tape measure at each mark located on the lateral aspect between bottom of patella and ankle bend, and record each circumference on the corresponding line.

STEP 5: Measure Foot

1. Measure foot from heel to 1st metatarsal head (or desired boot length) and record length on line K.
2. Measure top of foot from the 3rd metatarsal head to ankle bend and record length on line M.
3. Encircle the instep of foot and apex of heel with a tape measure and record the circumference on line I.
4. Encircle the foot across the metatarsal heads and record the circumference on line J.

Hip Attachment (Optional)

1. Measure from lateral aspect of gluteal fold to lateral aspect of hip at the desired location for the bottom of the belt, and record length on line H.
2. Measure circumference of torso at the desired location for the bottom of the belt, and record circumference on line G.

TAKE DIGITAL PHOTOS (REQUIRED) AFTER MEASUREMENT MARKINGS ARE MADE. EMAIL TO: us_orders@sigvaris.com

NOTES: Legassist Full Leg is available in:

7099-TH Flat Foam, 7199-TH WaveFoam, 7299-TH Super Flat Foam, 7399-TH Super WaveFoam, TH with Hip Attachment is available in 7099-TA Flat Foam, 7199-TA Wave Foam, 7299-TA Super Flat Foam, 7399-TA Super WaveFoam (Includes MedaBoot Custom 7099-MB)



SIGVARIS GROUP Dealer Portal

The SIGVARIS GROUP Dealer Portal is your online location for securely ordering SIGVARIS GROUP products and managing your account. Place and track your orders, review order history, contact Customer Care, and much more at sigvaris-online.com.

CAN'T FIND THE PRODUCT YOU ARE SEARCHING FOR?

Type in the product SKU in the search function and select for ordering.

DEALER PORTAL BENEFITS

24/7 access-order any time!

Three ways to securely place an order online:
Catalog, Quick Entry or Excel Upload

Access to order history and tracking

Shipping options including drop ship and easy access to an address table for quick shipment of reorders

Check your account balance and print invoices

Email sigvariscares@sigvaris.com and you will receive your active account within one business day!



SIGVARIS GROUP Education



SIGVARIS GROUP has several new and exciting educational opportunities for 2020 to help you get a leg up on leg health knowledge. These opportunities include online learning, webinars, and certified fitter in-services, as well as an accredited basic or advanced course, in a city near you. Learn more at sigvariseducation.com.

Become A SIGVARIS GROUP Certified Fitter!

Contact your Territory Manager

or call Customer Care at **1-800-322-7744**, ext. 1

or email sigvariscares@sigvaris.com

SIGVARIS
GROUP

SIGVARIS, INC.
1119 Highway 74 South
Peachtree City, GA 30269
Tel 800-322-7744
sigvaris.com

SIGVARIS
GROUP

ORDERING

Online: sigvaris-online.com

Call: 1-800-322-7744, ext. 1

Fax: 1-800-481-5488

Customer Care:

Monday–Friday, 8am–7pm (EST)

QUALITY STANDARD

Holland, MI:

Quality System ISO 9001

FDA Registered

All products are 100% inspected.

Please consult your doctor, or other qualified health care professional before using any product discussed within the literature. See product insert for complete information.

REFERENCES

- (1) Partsch, Hugo, et al. "Measurement of lower leg compression in vivo: recommendations for the performance of measurements of interface pressure and stiffness." *Dermatologic Surgery* 32.2 (2006): 224–233.
- (2) <http://www.tagungsmanagement.org/comp/index.php/cc-consensus>
- (3) Mosti, Giovanni, and Susanna Rossari. "The importance of measuring sub bandage pressure and presentation of new measuring device." *Acta Vulnol* 6 (2008): 31–36.
- (4) Mosti, Giovanni, Maria Letizia Iabichella, and Hugo Partsch. "Compression therapy in mixed ulcers increases venous output and arterial perfusion." *Journal of vascular surgery* 55.1 (2012): 122–128.
- (5) Mosti, Giovanni. "Compression in mixed ulcers: venous side." *Phlebology* 29.1_suppl (2014): 13–17.
- (6) G. Mosti a, A. Cavezzi b, H. Partsch c, S. Urso d, F. Campana (2015) Adjustable Velcro Compression Devices are More Effective than Inelastic Bandages in Reducing Venous Edema in the Initial Treatment Phase: A Randomized Controlled Trial *Eur J Vasc Endovasc Surg.* 2015 Sep;50(3):368-74. doi: 10.1016/j.ejvs.

Sigvaris, SIGVARIS GROUP, Accutab, Armassist, Chipvest, Compreflex, Comprefit, Compreboot, Compreshort, Comprevet, Legassist, Medahand, Chipsleeve, Medaglove, Medaboot, and Medaform are registered trademarks of SIGVARIS AG, CH-9014 St.Gallen/Switzerland, in many countries worldwide.

Coolflex, Compreknee, Dorsal Pocket, Tension Tab, Genifit, EZ-Close, Spacer Fabric TR, and 90° Flexi-Zone are trademarks of SIGVARIS AG, CH-9014 St.Gallen/Switzerland, in many countries worldwide.

drirelease is an Optimer Brands company. Breathe-O-Prene is a registered trademark of Accumed Innovative Technologies, LLC. Durapore is a registered trademark of 3M. Supima is a registered trademark of the Supima Association of America Corporation. PicoPress is a trademark of Microlab Elettronica.

SIGVARIS
GROUP



ORDERING

Online: **sigvaris-online.com**

Call: 1-800-322-7744, ext. 1

Fax: 1-800-481-5488

Customer Service:

Monday–Friday, 8am–7pm (EST)

QUALITY STANDARD

Quality System ISO 9001;
all products are 100% inspected.

sigvaris.com



SigvarisUSA